

210-16 Cabled Vest

© Pierrot Yarns (Gosyo Co., Ltd.). Translation by Linda Lanz.



Materials

- Pierrot Yarns Basic Cotton [100% cotton; 60 yds/55m per 1.06 oz./ 30g skein]; color #5 biscuit; 6 skeins [170g]
- 3.6mm (approx. US 4 or 5) knitting needles or sizes necessary to achieve gauge
- 3.3mm (approx. US 3) double-pointed or circular knitting needles or size necessary to achieve gauge
- 3.0mm (US C or D) crochet hook or size necessary to achieve gauge
- cable needle, darning needle

Gauge

- stockinette st and pattern st: 20 sts and 26 rows = 10cm/4" square

Finished measurements

- bust 87cm/34.25"
- length 43.5cm/17.13"
- cross back width 37cm/14.57"

Knitting Tips

Back: Cast on with long-tail cast-on and knit in stockinette.

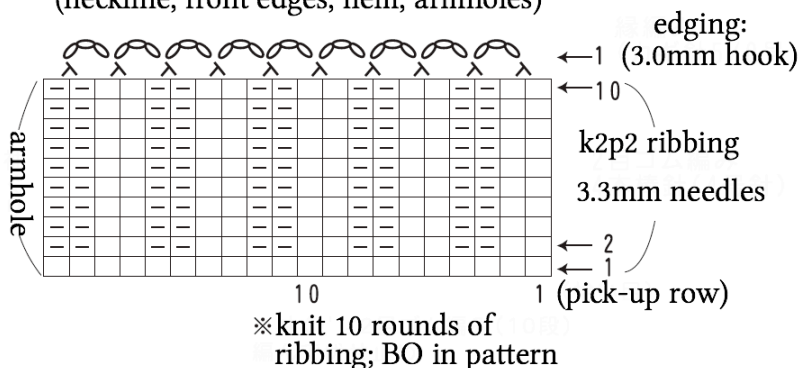
Front: Cast on as for back; knit in pattern stitch.

Finishing: Join shoulders with three-needle bind-off. Join sides with mattress stitch. Pick up stitches around armhole and knit k2p2 ribbing in the round. Bind off in pattern. Pick up stitches along neckline, front edges, and hem. Knit k2p2 ribbing in the round and bind off in pattern. Work one round of crochet edging.

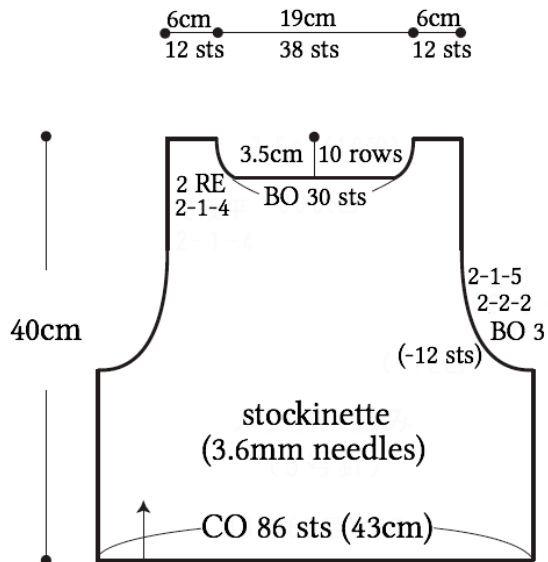
Abbreviations: CO = cast on; BO = bind off; PU = pick up; RE = row(s) even

●edging

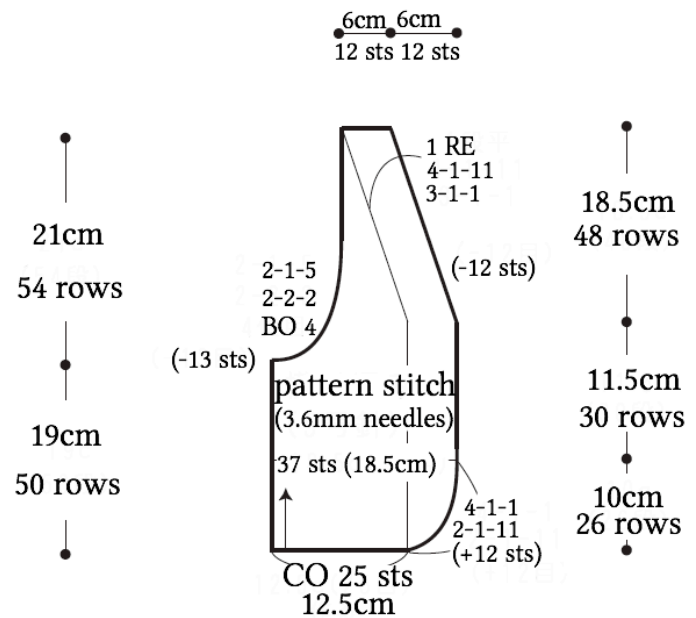
(neckline, front edges, hem, armholes)



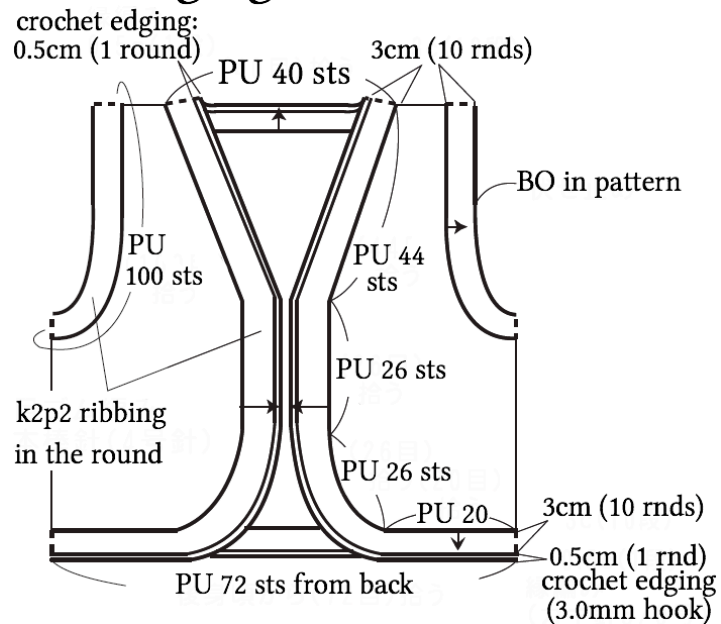
●back



●front




●armholes, neckline, front edging, hem



● front & hem increases; neck and arm decreases

● left front



編み方図

1

