


# amicomo5-8 Lap Blanket

© Pierrot Yarns (Gosyo Co., Ltd.). Translation by Linda Lanz.



## **Materials**

- Pierrot Yarns Soft Baby Alpaca [100% baby alpaca; 85 yds/78m per 1.41 oz. / 40g skein];
  - color #71 ivory; 6 skeins [210g]
  - color #73 brown; 5 skeins [185g]
  - color #74 dark crimson; 5 skeins [185g]
- 3.0mm (US C or D) crochet hook or size necessary to achieve gauge

## **Gauge**

Each motif should measure 10cm/4" wide and 9cm/3.54" tall.

## **Finished measurements**

- width 55cm/21.65"
- length 121cm/47.64"

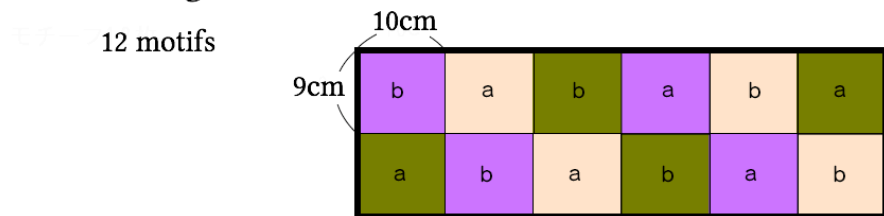
## **Crochet Tips**

**Motif A and B:** Chain to cast on and crochet motifs A and B according to schematics. Make six sets of the basic color arrangement shown for 12 motifs (for a total of 72 motifs).

**Finishing:** With wrong sides facing, work vertical seams using a repeat of \*sc, ch2\* across. There will be 11 vertical seams in all. Then work horizontal seams using a repeat of \*sc, ch1\* across. When working horizontal seams cross, work ch of horizontal seam over vertical seam. Work edging around blanket.

**Abbreviations:** hs = horizontal seam; vs = vertical seam; sc = single crochet (US); ch = chain

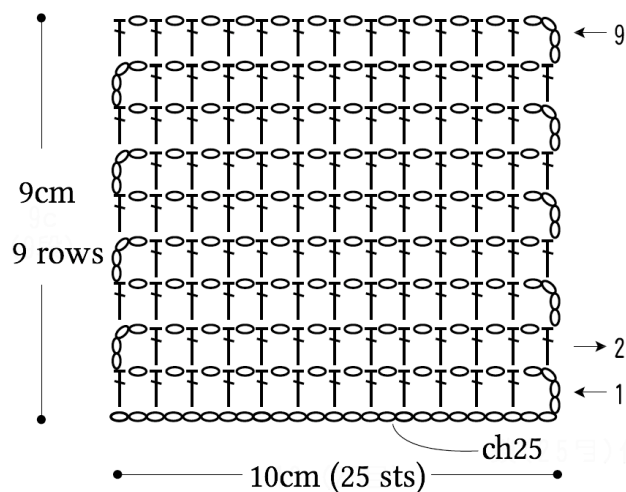
## ●Color arrangement of motifs



<span style="display:inline-block; width:15px; height:10px; background-color:#740000;"></span>	#74 dark crimson make 12 in motif A and B
<span style="display:inline-block; width:15px; height:10px; background-color:#f9c99c;"></span>	#71 ivory make 12 in motif A and B
<span style="display:inline-block; width:15px; height:10px; background-color:#6b5d23;"></span>	#73 brown make 12 in motif A and B

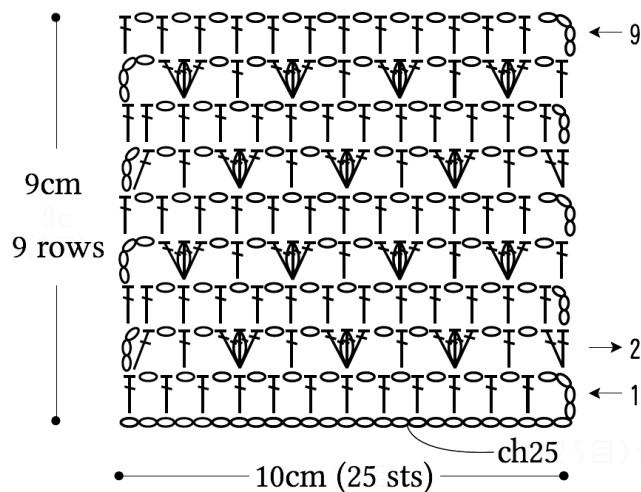
## ●motif A

(3.0mm hook)



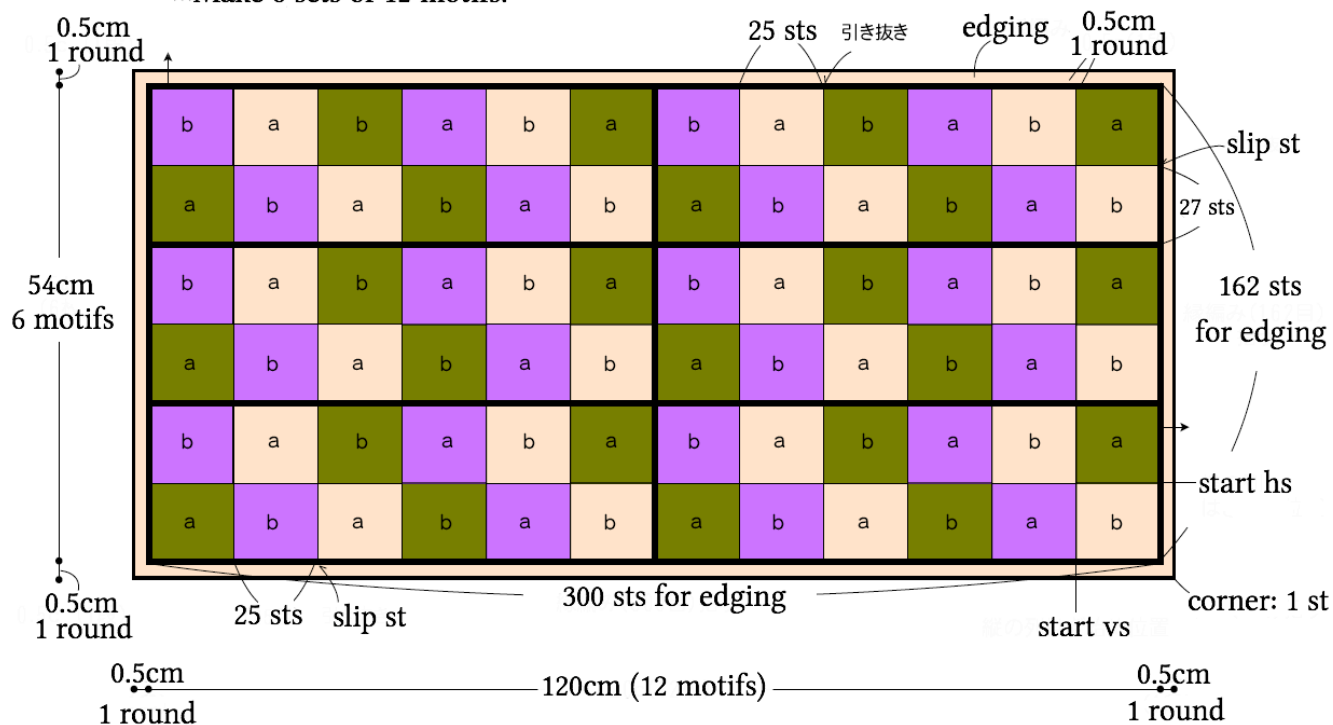
## ●motif B

(3.0mm hook)



## ●Motif arrangement for blanket

※Make 6 sets of 12 motifs.



●motif joining method and edging  
(3.0mm hook)

