

amicomo6-2 Lacy Camisole

© Pierrot Yarns (Gosyo Co., Ltd.). Translation by Linda Lanz.



Materials

- Pierrot Yarns Pastel Organic [100% organic cotton; 77 yds/ 70m per 0.88 oz./ 25g skein]; color #53 apricot; 10 skeins [250g]
- 3.0mm (US C or D) and 3.5mm (US E) crochet hooks or sizes necessary to achieve gauge

Gauge

- pattern stitch B: 24 sts and 11 rows = 10cm/4" square
- pattern stitch C (with larger hook): 2.7 pattern repeats and 11 rows = 10cm/4" square

Finished measurements

- length 56cm/20.0"

Crochet Tips

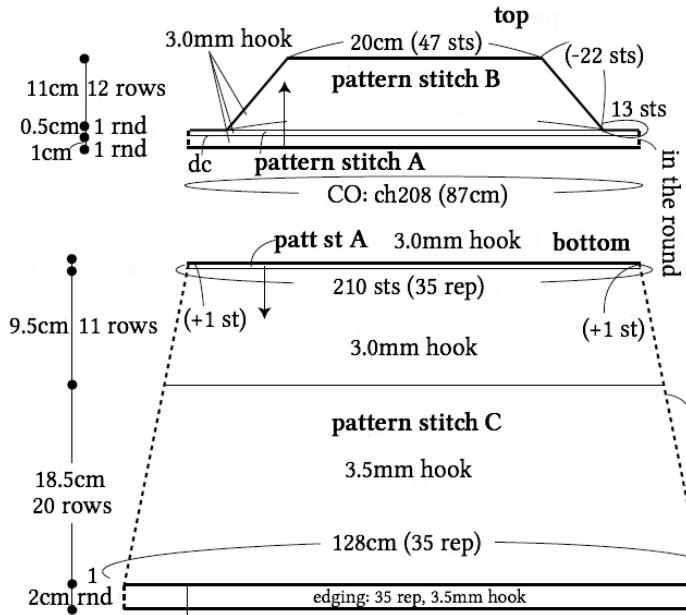
Top: Chain to cast on; work first row in bottom loops of chain. Crochet in double crochet (US) and pattern stitch A in the round, then continue working in pattern stitch B.

Bottom: Working stitches along bottom edge of top piece, crochet in pattern stitch A in the round. Join into a ring for pattern stitch C but work back-and-forth in rows. In order to change gauge, use 3.5mm hook starting from 12th row.

Finishing: Working edging around hem of bottom piece in the round. Work pattern stitch A in the round at bust area of top piece (i.e., around armholes and neckline). Crochet shoulder straps and whipstitch to body.

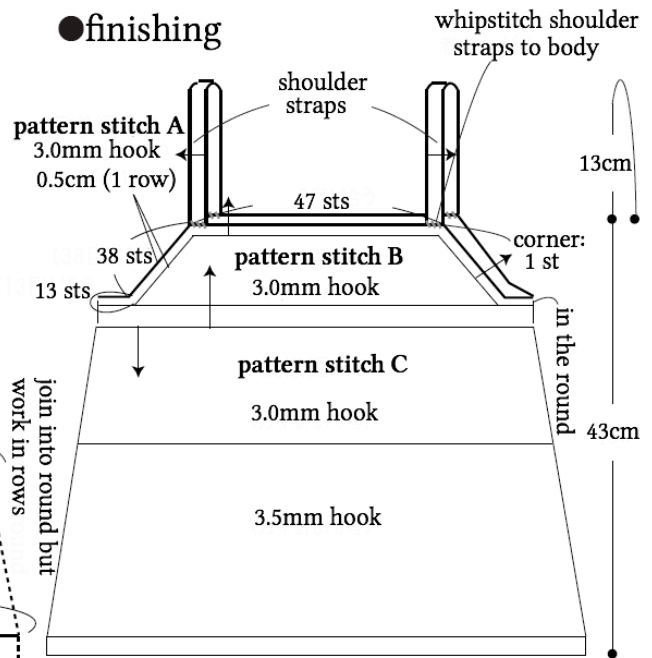
Abbreviations: dc = double crochet (US); rep = repeat(s); rnds = rounds; rep = repeat(s)

●body

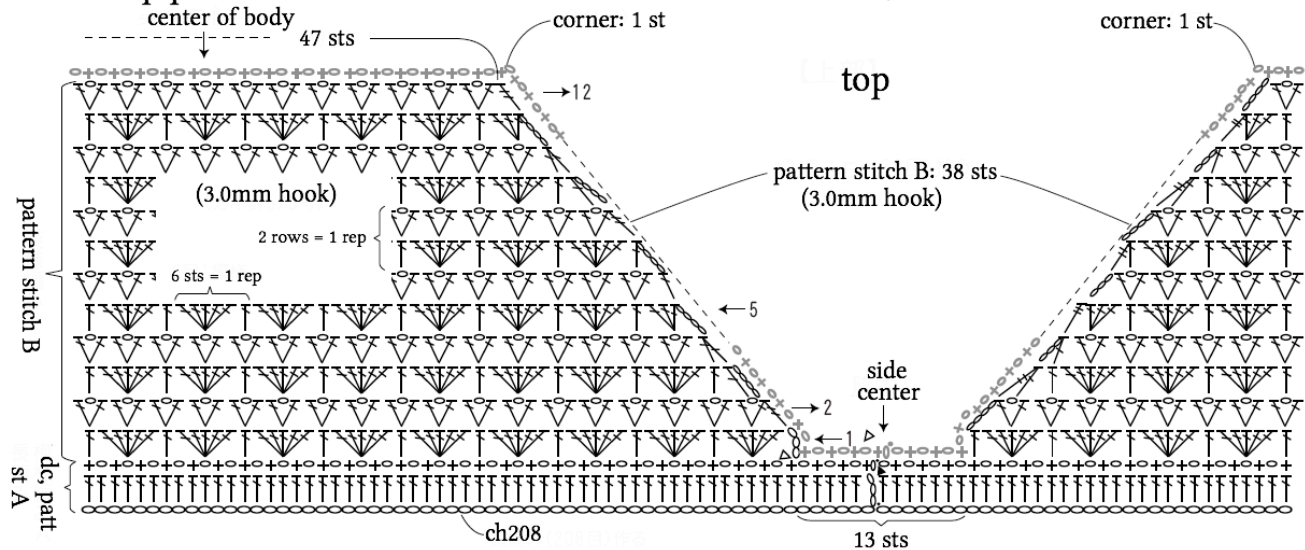


※ To achieve gauge, use 3.0mm hook through row 11, then use 3.5mm hook starting from row 12.

●finishing



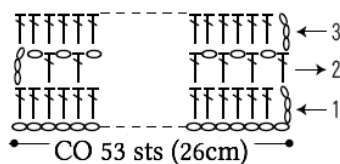
●top portion



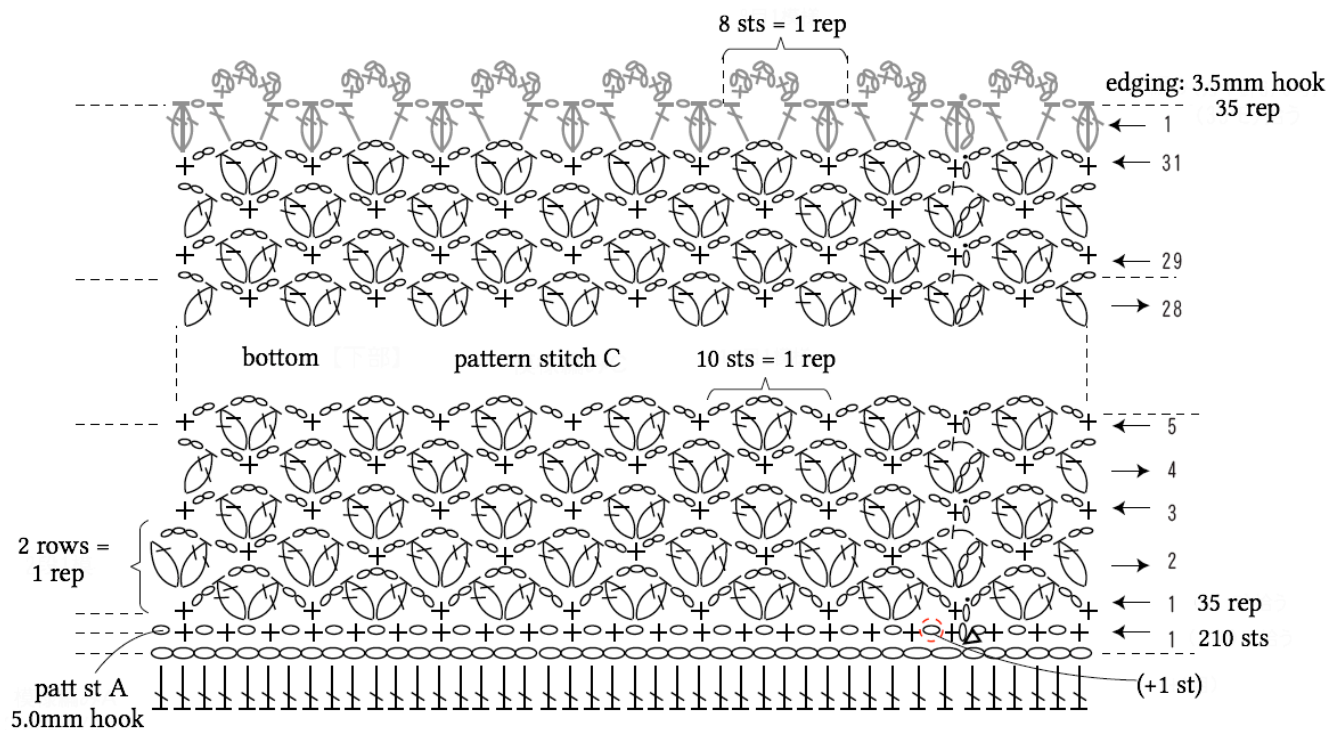
◁ = join yarn
◀ = cut yarn

●shoulder strap (make 2)

(3.0mm hook)



●bottom portion



※Working back-and-forth in rows yields fabric that drapes well.