

amico6-11 Cushion Cover

© Pierrot Yarns (Gosyo Co., Ltd.). Translation by Linda Lanz.



Materials

- Keito-Zakka Stores Honey Taste [100% cotton; 150 yds/ 137m per 1.41 oz. / 40g skein]; color #09 cocoa; 4 skeins [150g]
- 2.5mm (US B or C) crochet hook or size necessary to achieve gauge
- 1 pillow form, 43cm/16.9" square
- 4 buttons (20mm / approx. 0.79")

Gauge

- each motif should measure 13cm/5.1" square

Finished measurements

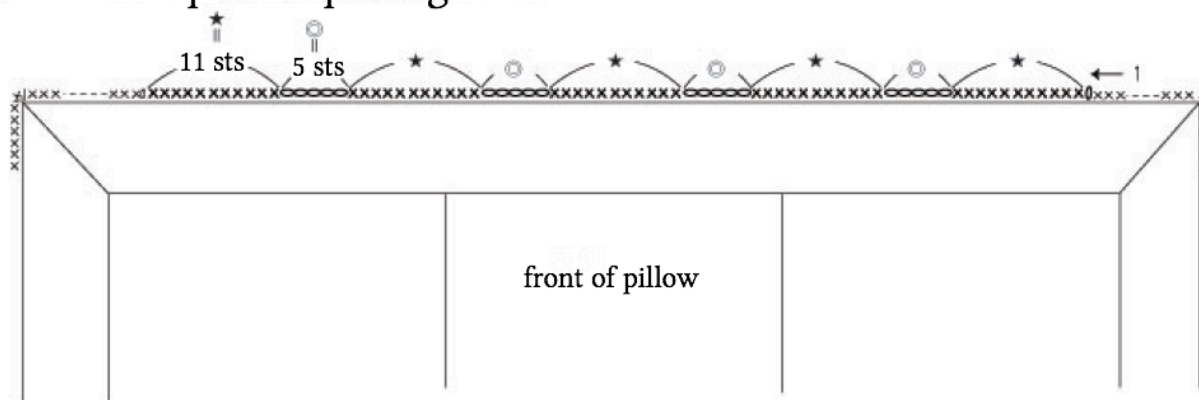
- 44cm/17.3" square

Crochet Tips

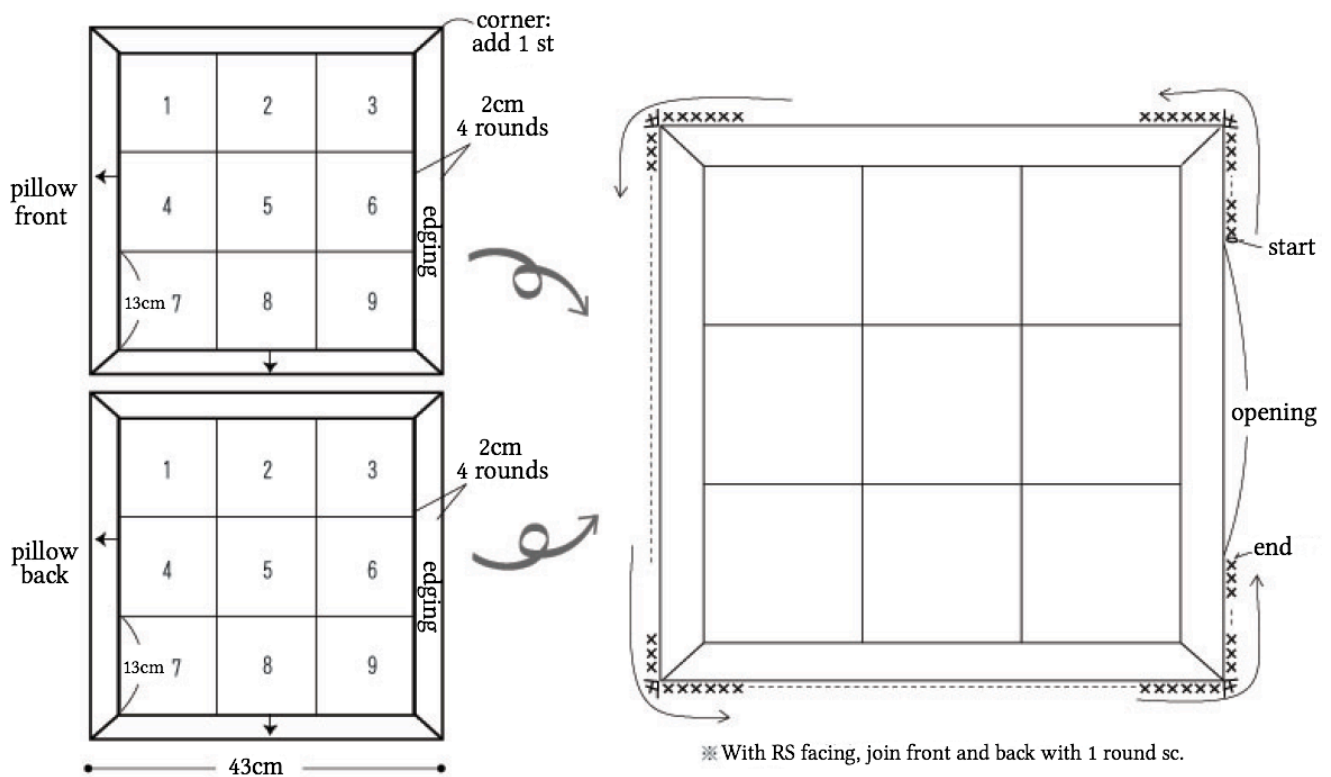

Motifs: Create ring (magic ring suggested) and crochet motifs. Starting from second motif, join on last round as you go.

Finishing: Crochet four rounds of edging. With right sides facing, join front and back pieces with single crochet. Crochet button loops at front side of opening according to schematics. Attach buttons to back side of opening.

●button loops for opening



●motif (2.5mm hook)



● motif joining & edging (2.5mm hook)

