

28-6 Sleeveless Cardigan Vest

© Pierrot Yarns (Gosyo Co., Ltd.). Translation by Linda Lanz.



Materials

- Pierrot Yarns Washable chu-boso [60% superwash wool, 40% acrylic; 164 yds / 150m per 1.41 oz. / 40g skein]; color #702 off-white; 6 skeins [220g]
- Pierrot Yarns Cutie Mohair [28% kid mohair, 28% acrylic, 15% superwash wool, 30% nylon; 310yds/283m per 0.88 oz. / 25g skein]; color #21 ivory; 3 skeins [65g]
- 3.00mm (US C or D) crochet hook or size necessary to achieve gauge

Gauge

- pattern stitch A: 22 sts and 9.5 rows = 10cm/4" square

Finished measurements

- bust 93.5cm/36.8"
- cross back width 37cm/14.6"
- length 63cm/24.8"

Crochet Tips

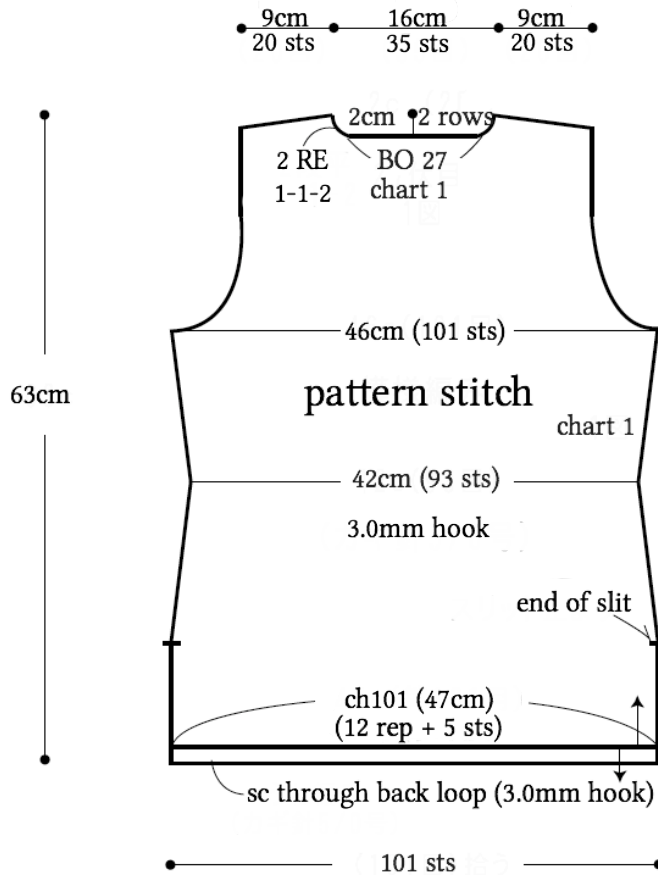
❖ **Note:** entire garment is worked with one strand of each yarn held together.

Body: Chain to cast on; work in bottom loop only for first row. Crochet in pattern stitch according to schematics. Work single crochet (US) through back loop only around hem. Join shoulders with single crochet. Work buttonband and edging around neckline in single crochet through back loop only.

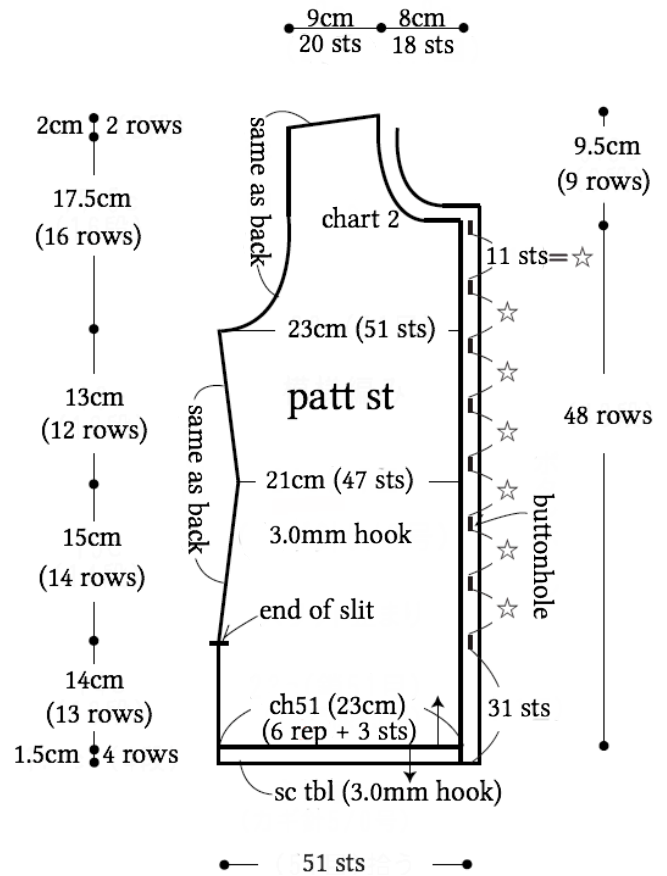
Finishing: Join sides with single crochet. Work single crochet (US) through back loop only around armholes and along side slits. Secure side slits with blind stitch.

Abbreviations: BO = bind off; RE = row(s) even; rep = repeat(s); sc = single crochet (US); tbl = through back loop

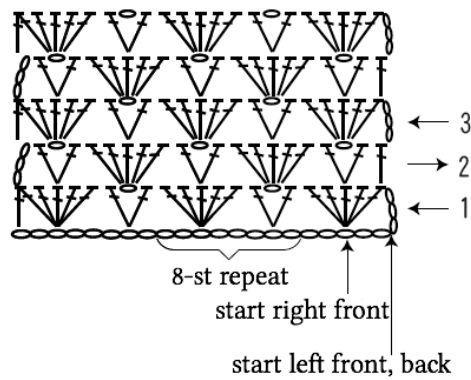
● back



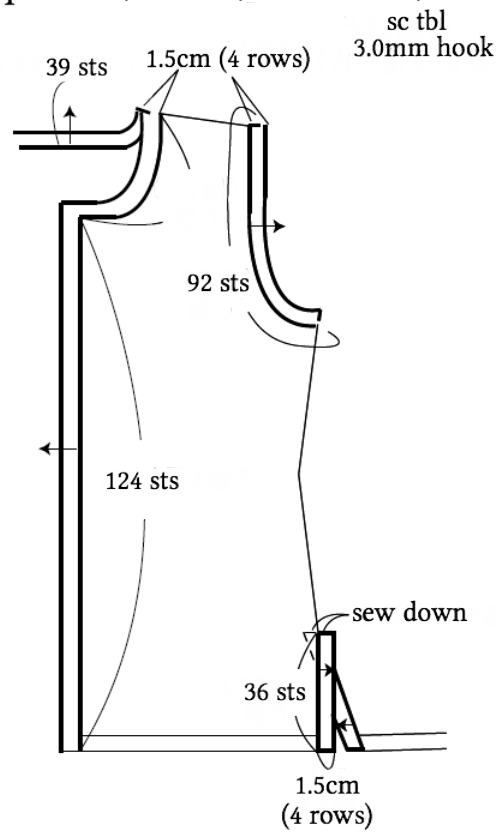
● front



● pattern stitch



●placket, collar, armholes, slit



●sc tbl and buttonholes (3.0mm hook)

