

# 210-40 Summer Slub Hat

© Pierrot Yarns (Gosyo Co., Ltd.). Translation by Linda Lanz.



## **Materials**

- Pierrot Yarns Summer Slub [50% cotton, 50% linen; 306 yds/ 280m per 3.53 oz. / 100g cone]; color #851 white/beige; 1 cone [75g]
- 3.0mm (US C or D) crochet hook or size necessary to achieve gauge
- 94cm/37" length of [teknorote](#) (0.7mm thickness) or similar stiff cord, such as nylon monofilament

## **Gauge**

- pattern stitch A: 22.5 sts and 12 rows = 10cm/4" square

## **Finished measurements**

- head circumference 53cm/20.9"

## **Crochet Tips**

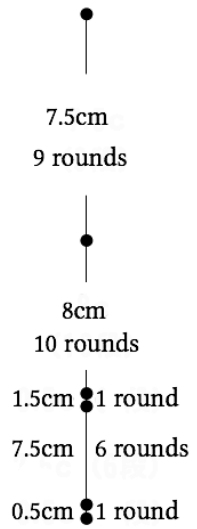
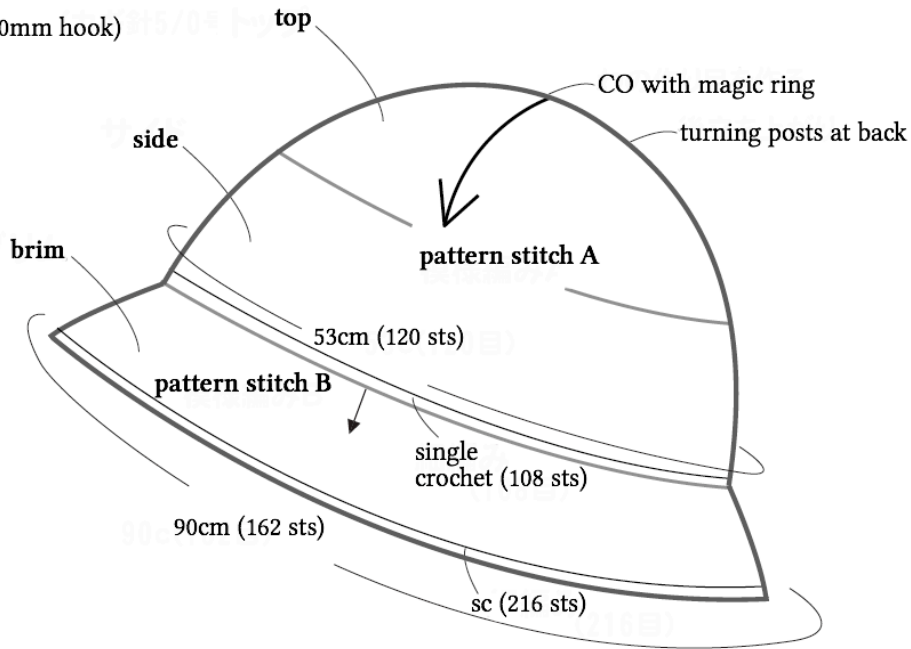
**Top:** Create magic ring and work pattern stitch A according to schematics, increasing as indicated.

**Side:** Continuing from the top, crochet in pattern stitch A. On the last round of side, decrease to 108 stitches (single crochet (US)).

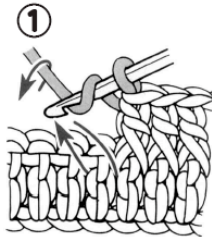
**Brim:** Working along the side, crochet in pattern stitch B. Insert teknorote (or other stiff cord) into the last round by working the stitches around the cord.

## ● finished hat

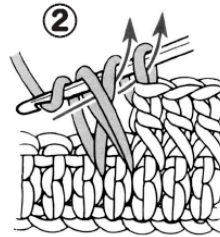
(3.0mm hook)



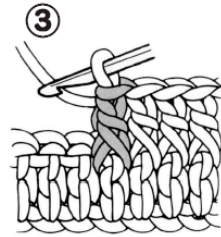
## ● technique: front post double crochet



① Yarn over, then insert hook through side of stitch on previous row as shown; pull up a loop.

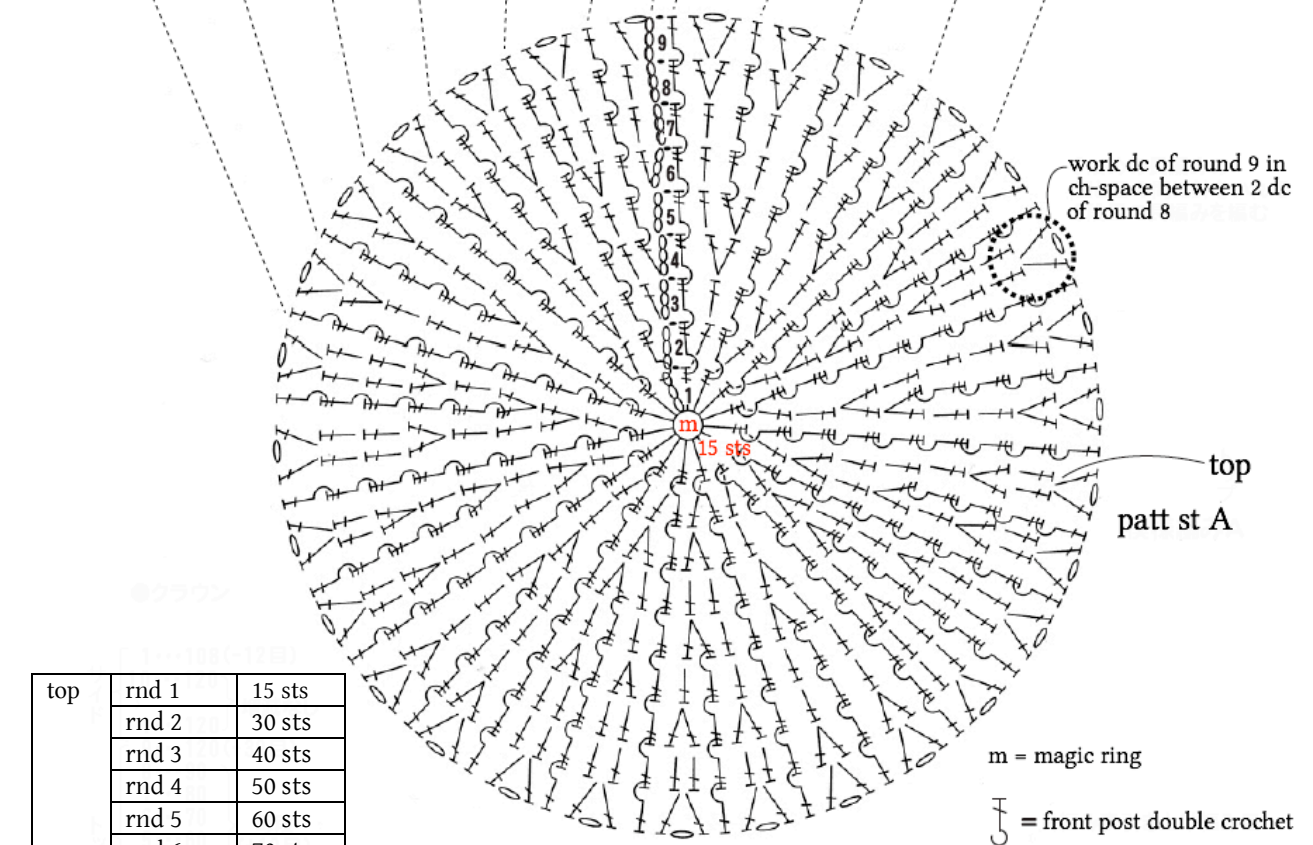
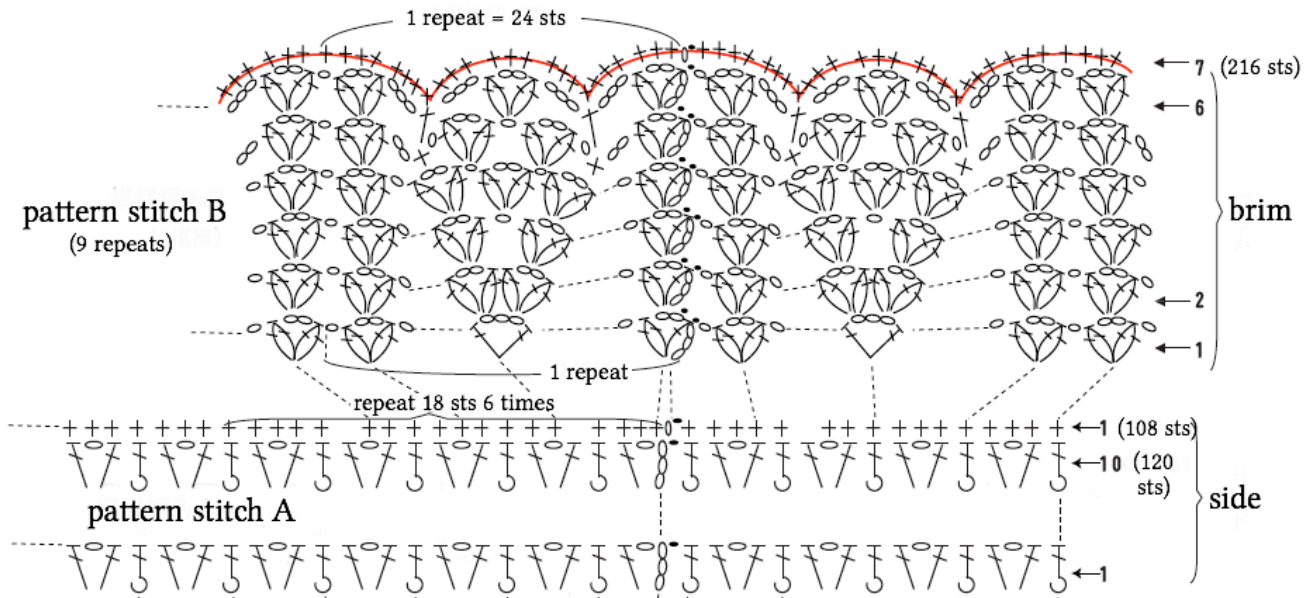


② Pull yarn through first two loops on hook, then pull yarn through last two loops.



③ Completed front post double crochet stitch.

● hat (3.0mm hook)



top	rnd 1	15 sts
	rnd 2	30 sts
	rnd 3	40 sts
	rnd 4	50 sts
	rnd 5	60 sts
	rnd 6	70 sts
	rnd 7	80 sts
	rnd 8	90 sts
	rnd 9	120 sts
side	rnd 1-10	120 sts
	rnd 1	108 sts

m = magic ring  
 F = front post double crochet  
 2-dc cluster  
 — = work teknorote into sts