

29-210-1 Mom's Cape

© Pierrot Yarns (Gosyo Co., Ltd.). Translation by Linda Lanz.



Materials

- Pierrot Yarns Merino Gradation [100% merino wool; 62 yds / 57m per 1.06 oz. / 30g skein]; color #4 greenish brown/smoke blue/wine/light beige gradation; 11 skeins [320g]
- Pierrot Yarns Fine Merino [100% merino wool; 103 yds / 94m per 1.06 oz. / 30g skein]; color #214 crimson; 2 skeins [50g]
- 3.9mm (US 6) knitting needles or size necessary to achieve gauge
- 3.0mm (US C or D) crochet hook or size necessary to achieve gauge
- tapestry needle, stitch holders
- 4 cover buttons (20mm / approx. 5/6")

Gauge

- stockinette stitch: 19 sts and 29 rows = 10cm/4" square

Finished measurements

- length 49.5cm/19.5"

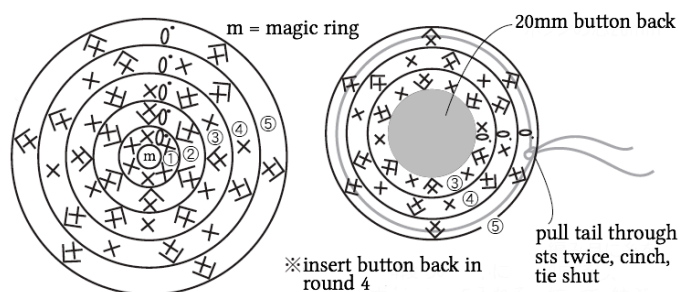
Knitting Tips

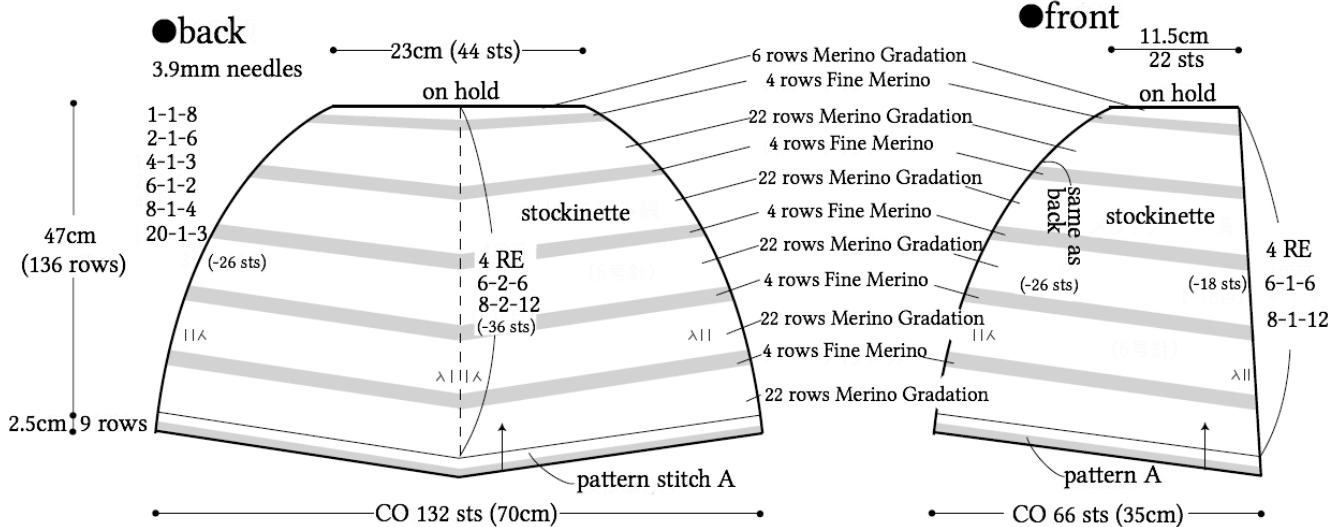
Body: Cast on with long-tail cast-on method and knit in pattern stitch A. Continue by knitting in striped stockinette stitch, working decreases as indicated. (Center decreases should be worked so that there are always two knit stitches between the decreases. Side decreases should be worked leaving two stitches at the edge.) When finished, put all remaining stitches on a stitch holder.

Finishing: Join sides with mattress stitch. Knit collar in k1p1 ribbing and stockinette stitch, then bind off loosely in pattern. Work pattern B along left and right front edges. Bind off loosely in pattern from wrong side. Make button covers and button loop and attach both to cape.

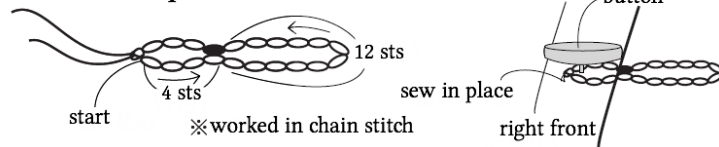
Abbreviations: BO = bind off; CO = cast on; RE = row(s) even; PU = pick up

● buttons (3.0mm hook)

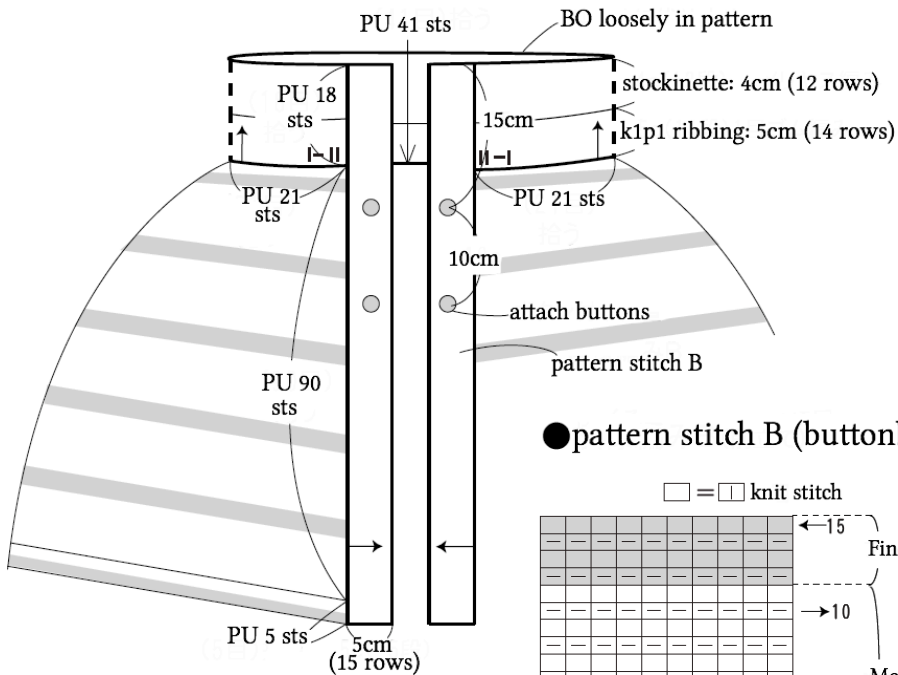




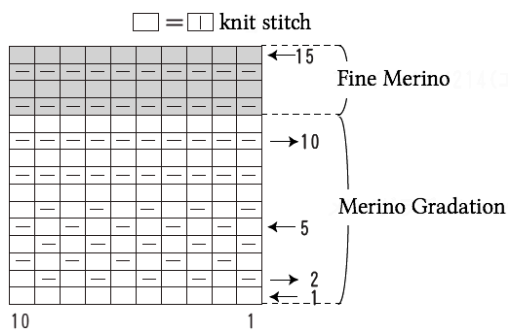
●button loop (3.0mm hook)



●collar, buttonbands (3.9mm needles)



●pattern stitch B (buttonbands)



— = color #214 crimson, Fine Merino
※ elsewhere, color #4, Merino Gradation