

# 22-23-1 Cashmere Dress

© Pierrot Yarns (Gosyo Co., Ltd.). Translation by Linda Lanz.



## **Materials**

- *original yarn (discontinued)*: Pierrot Yarns Cashmere Lamb's Wool [90% lamb's wool, 10% cashmere; 175 yds / 160m per 1.76 oz. / 50g skein]; color #2201; 14 skeins [700g]
- *suggested substitute*: Pierrot Yarns Fine Merino [100% merino; 103 yds / 94m per 1.06 oz. / 30g skein]; color #201 off-white; 24 skeins [700g]
- 3.3mm (US 3) and 3.6mm (US 4 or 5) straight knitting needles or sizes necessary to achieve gauge
- 3.0mm (US 2½) and 3.3mm (US 3) circular knitting needles or sizes necessary to achieve gauge

## **Gauge**

- pattern stitch: 37 sts and 42 rows = 10cm/4" square

## **Finished measurements**

- bust 94cm/37.0"
- cross back width 35cm/13.8"
- length 92cm/36.2"
- sleeve length 53cm/20.9"

## **Knitting Tips**

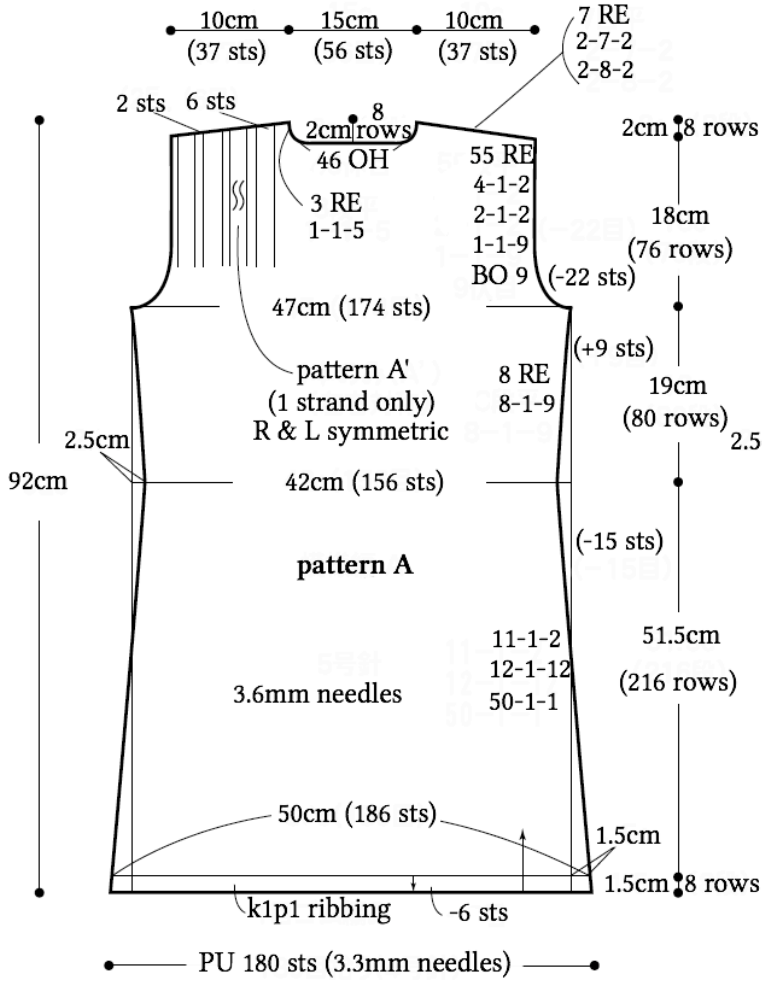
**Body and sleeves:** Cast on using crochet provisional cast on method. Knit in pattern stitch A. (Work with two strands of yarn held together except where shown for pattern A'.) Work sleeves in pattern A in the same manner as the back and front.

**Collar:** Join shoulders with three-needle bind-off. Pick up the required number of stitches for collar and work k1p1 ribbing. Fold double and seam to first row of collar (pick-up row).

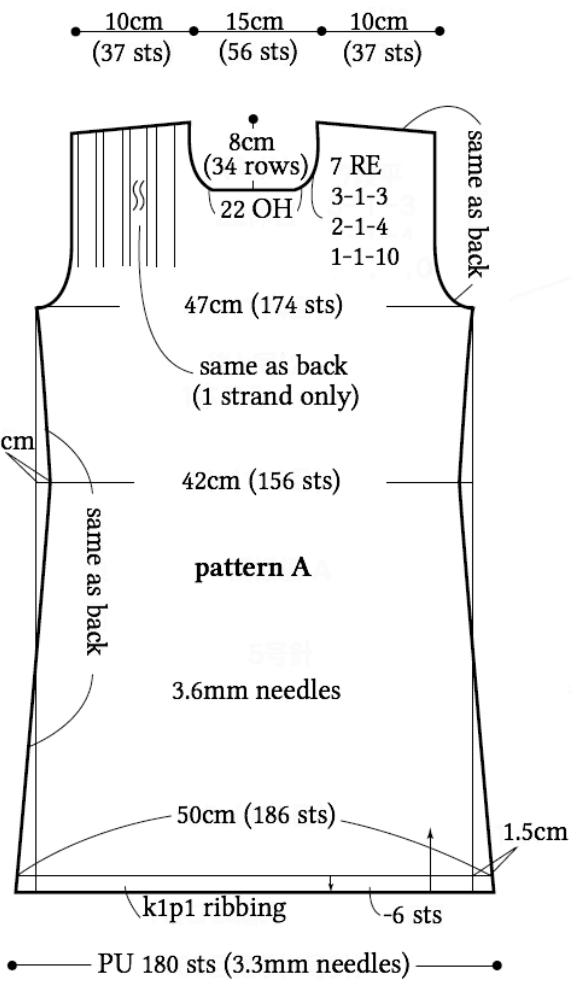
**Finishing:** Join side seams and sleeve undersides with mattress stitch. At cuffs and hem, pick up stitches from provisional cast-on edge; work k1p1 ribbing. Join sleeves to body with slip stitch.

**Abbreviations:** PU = pick up; CO = cast on; BO = bind off; OH = on hold; RE = row(s) even.

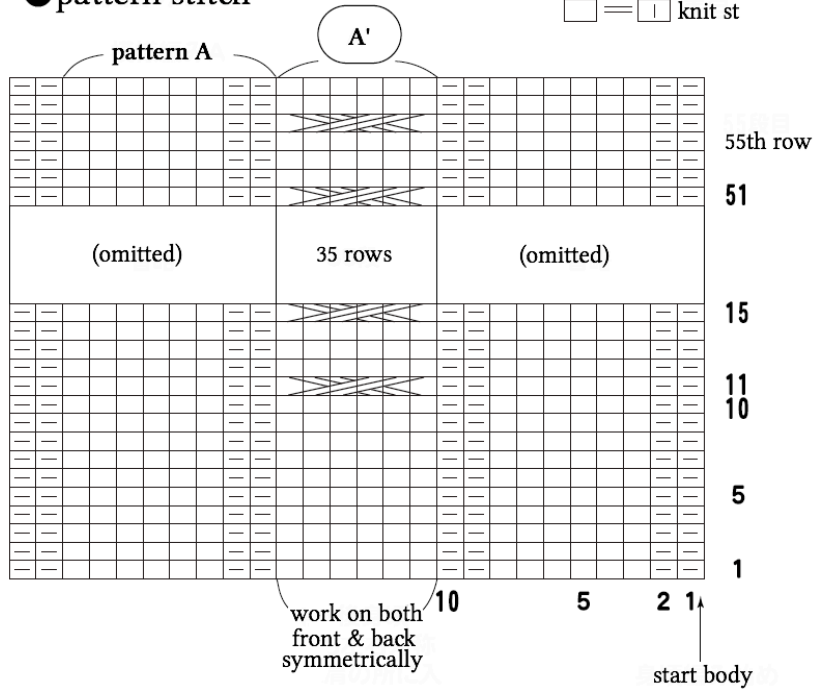
### ● back



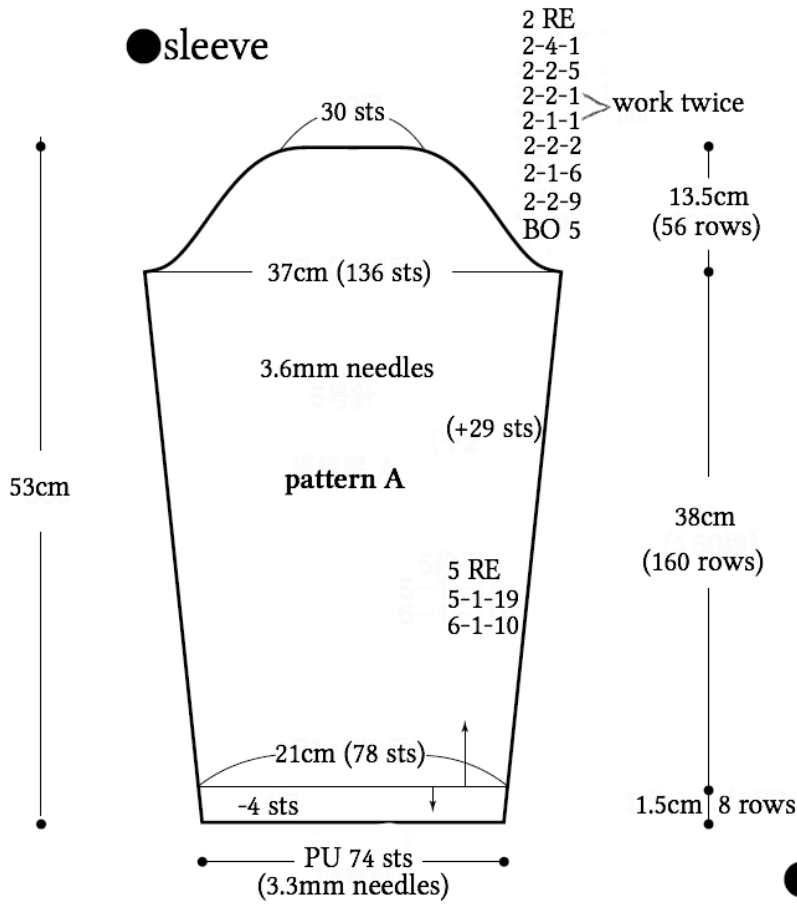
### ● front



### ● pattern stitch



● sleeve



● collar (k1p1 ribbing)

3.0mm & 3.3mm circular needles

