

29-17 Brimmed Hat

© Pierrot Yarns (Gosyo Co., Ltd.). Translation by Linda Lanz.



Materials

- Pierrot Yarns tva [64% cotton, 36% polyester; 62 yds / 57m per 1.06 oz. / 30g skein];
 - adult: color #9 olive gray; 4 skeins [105g]
 - child: color #9 olive gray; 3 skeins [65g]
- 2.5mm (US B or C) and 3.5mm (US E) crochet hooks or sizes necessary to achieve gauge
- 2 buttons:
 - adult: (21mm / approx. 7/8")
 - child: (18mm / approx. 3/4")

Gauge

- pattern stitch: 16 sts and 9 rows = 10cm/4" square

Finished measurements

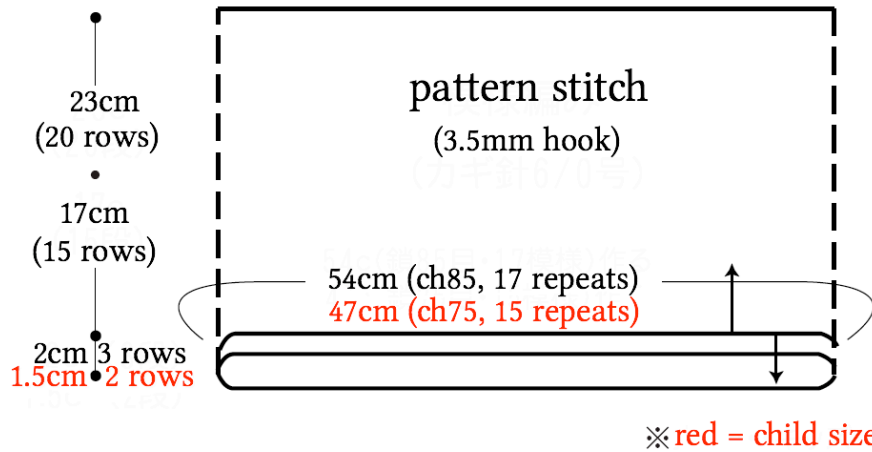
- adult: head circumference 54cm/21.3", length approx. 25cm/9.8"
- child: head circumference 47cm/18.5", length approx. 18.5cm/7.3"



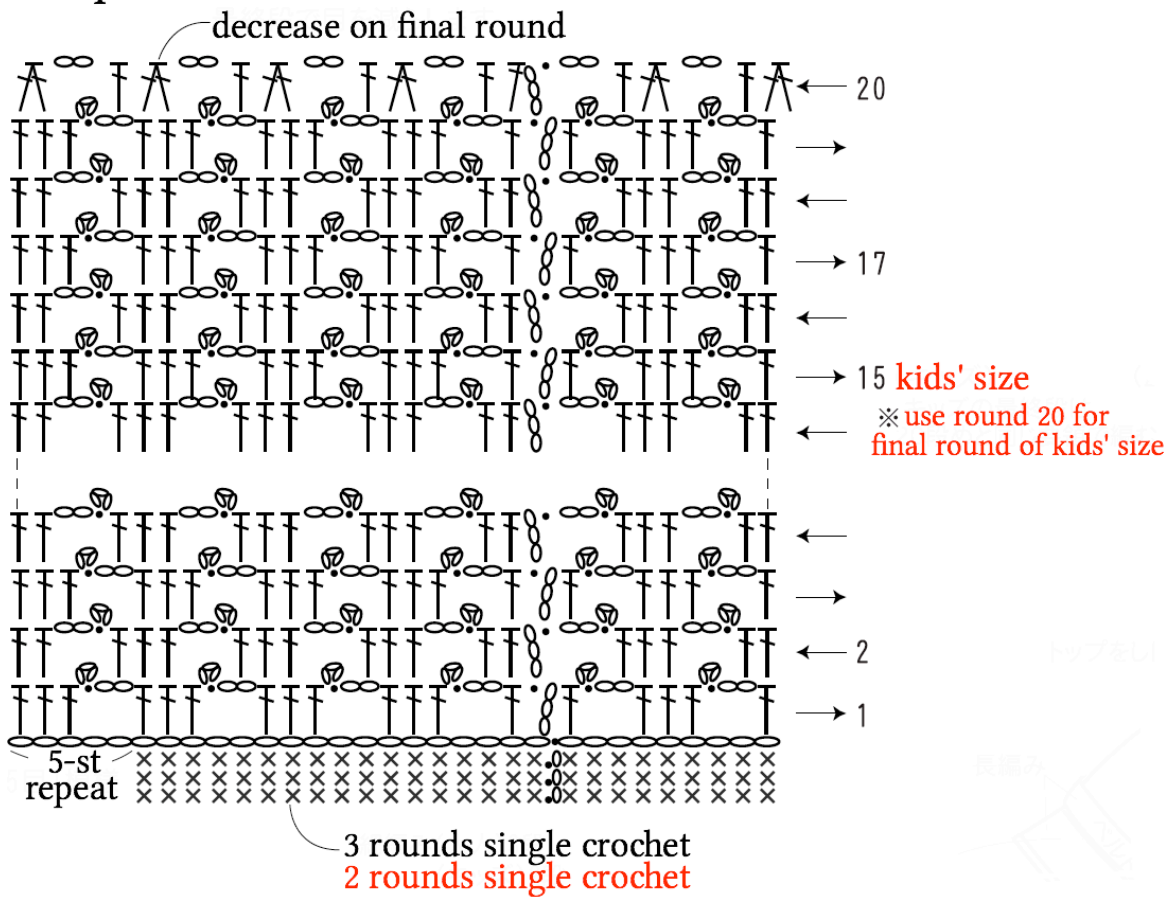
Crochet Tips

Working through bottom loops of foundation row, crochet hat with 2.5mm hook, except for the crown, which is worked with a 3.5mm hook. For the crown, join chain into ring and crochet in the round in pattern stitch. Work single crochet (US) on one end of the crocheted tube (the end to which the brim will be attached). Crochet the brim and whipstitch to crown. Work one row of crab stitch around brim. Crochet belt and attach to hat. Attach buttons. Make pom-pom and attach to top of hat.

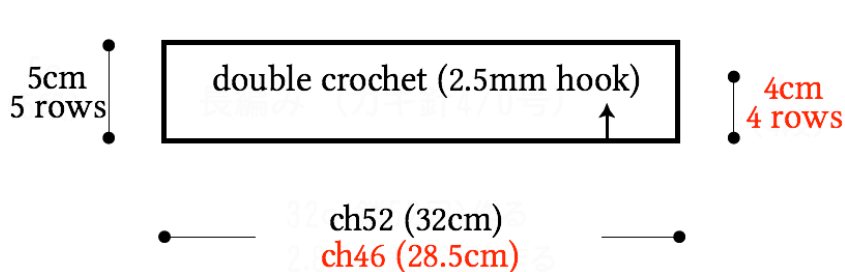
●crown



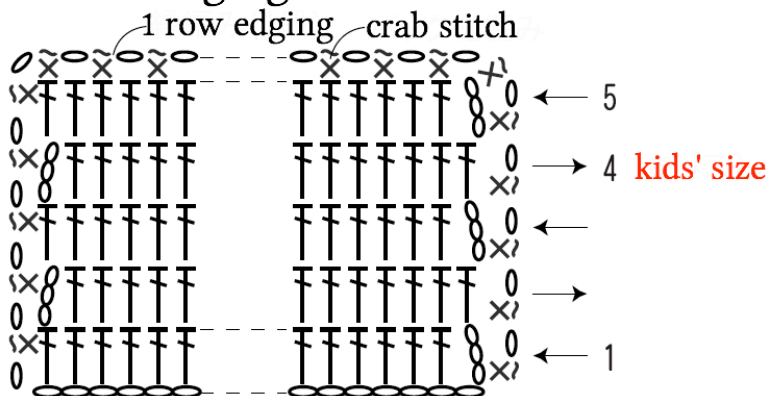
●pattern stitch



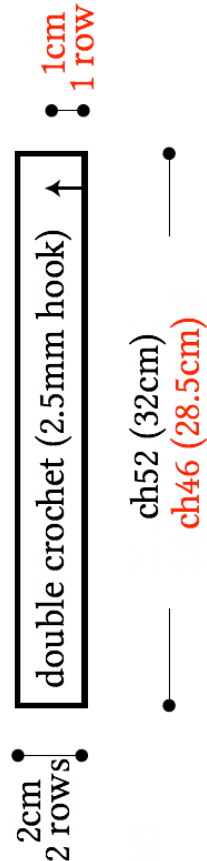
●brim



●brim edging



●belt



●finishing

