

210-6 Front-open Camisole

© Pierrot Yarns (Gosyo Co., Ltd.). Translation by Linda Lanz.



Materials

- Pierrot Yarns Tsubaki Cotton [100% cotton; 90 yds / 82m per 1.41 oz. / 40g skein]; color #09 crimson; 5 skeins [180g]
- 3.9mm (US 6) knitting needles or sizes necessary to achieve gauge
- 3.5mm (US E) crochet hook or size necessary to achieve gauge
- 5 buttons (18mm / approx. 0.71")
- tapestry needle

Gauge

- pattern stitch A: 19 sts and 31 rows = 10cm/4" square
- pattern stitch B: 20.5 sts and 24 rows = 10cm/4" square

Finished measurements

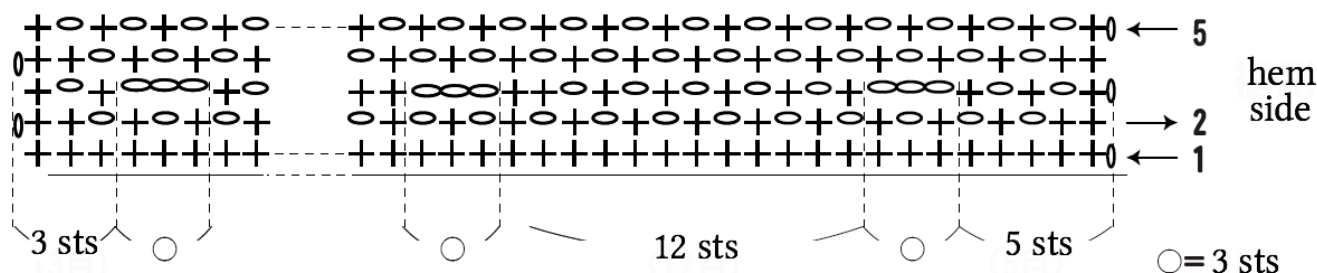
- bust 82.5cm/32.5"
- length 50cm/19.7"

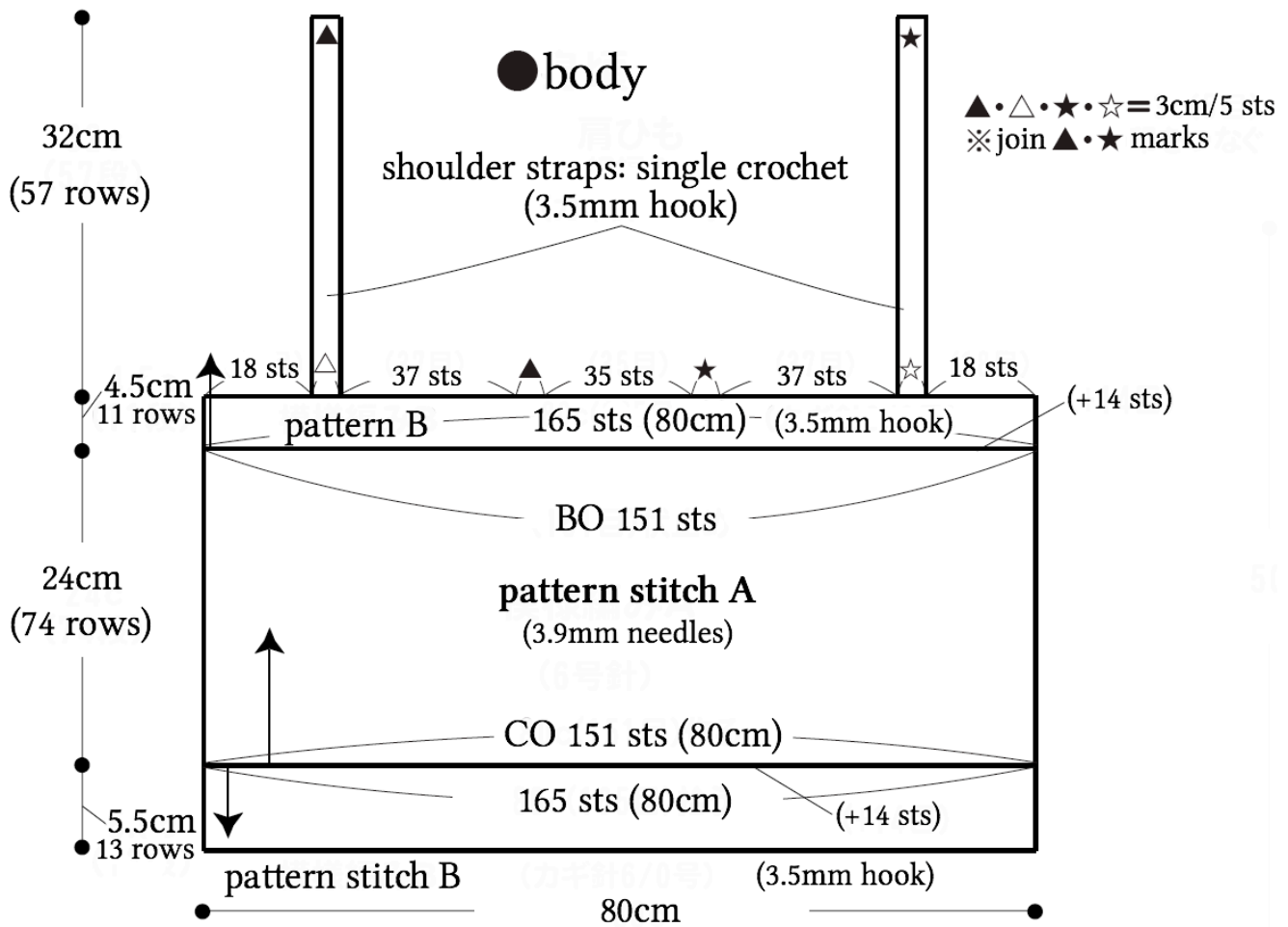
Knitting Tips

Body: Cast on using crochet chain cast on. Knit pattern stitch A, binding off loosely in pattern. Work pattern B in crochet from bind-off edge, increasing 14 stitches evenly across in the first row. Repeat for hem, working pattern B down from cast-on edge and increasing 14 stitches evenly across in the first row.

Finishing: Attach straps by matching symbols per schematic and seaming with whipstitch. Work edging along front edges, placing the buttonholes along left front. Attach buttons.

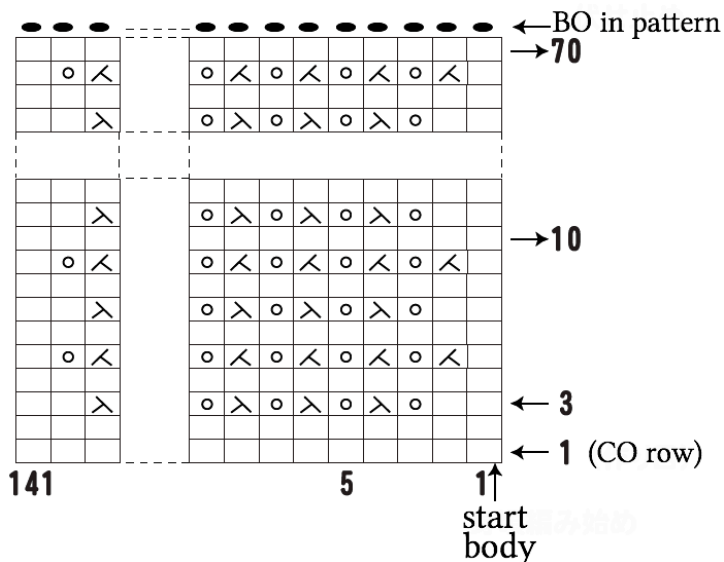
● pattern B buttonholes (3.5mm hook)





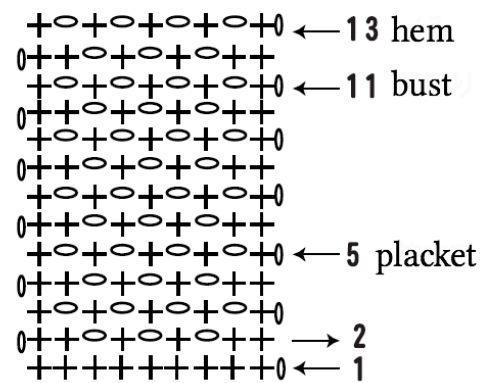
● **pattern stitch A** (3.9mm needles)

□ = □ knit stitch



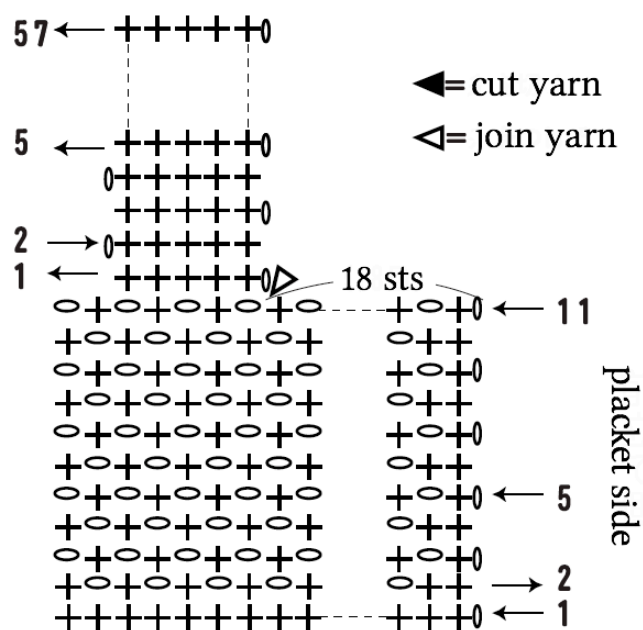
● **pattern stitch B**

(3.5mm hook)



※hem and bust: increase 14 sts evenly across in 1st row of patt B

●right shoulder strap



※make left strap in same way

●finishing

