

# 210-41 Asian-style Bag

© Pierrot Yarns (Gosyo Co., Ltd.). Translation by Linda Lanz.



## Materials

- Pierrot Yarns Ami Ami Cotton Bulky [100% cotton; 115 yds / 105m per 3.42–3.53 oz. / 97–100g hank];
  - color #03 flamingo pink; 1 hank [70g]
  - color #13 biscuit; 2 hanks [120g]
  - color #14 chocolate; 1 hank [60g]
- 5.00mm (US H) crochet hooks or sizes necessary to achieve gauge
- 1 pair of leather purse handles, approx. 50cm/19.7" long
- 1 piece of lining fabric, 42cm/16.5" by 136cm/53.5"
- 2 pieces of cord, each 124cm/48.8" long

## Gauge

- single crochet (US): 14 sts and 15 rows = 10cm/4" square
- pattern stitch: 14 sts and 11.5 rows = 10cm/4" square

## Finished measurements

- width: 37cm/14.6"
- depth 41.5cm/16.3"



## Crochet Tips

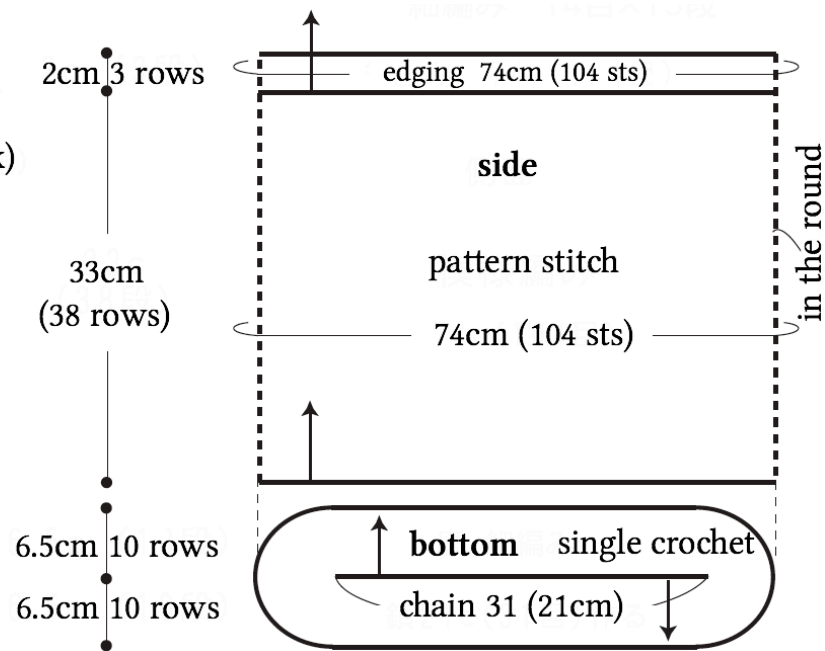
**Bottom:** Cast on and work in bottom loops of foundation row. Work in single crochet (US) while increasing according to chart.

**Sides:** Continuing on from bottom, work pattern stitch in the round. Then work edging.

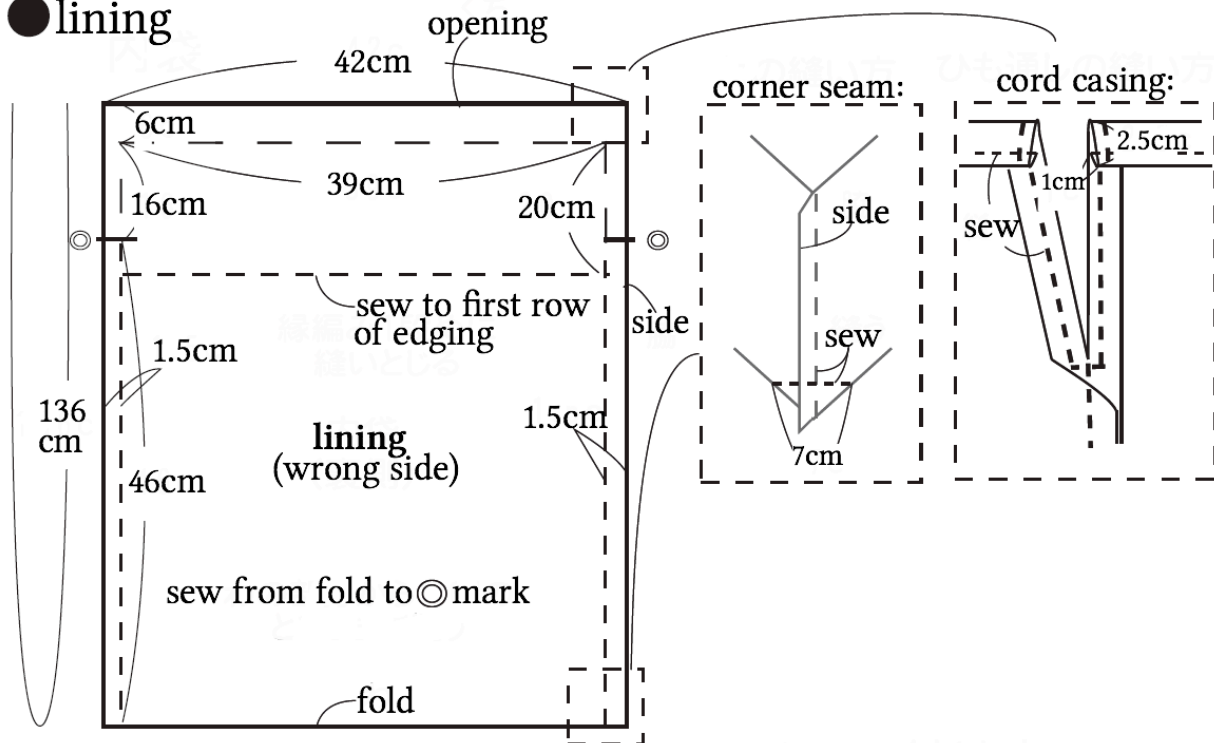
**Lining:** Sew sides up until marked stopping point. Sew drawstring casing referring to the schematics. Insert lining into bag and sew securely to first row of lining.

**Finishing:** Attach handles and thread cords through fabric.

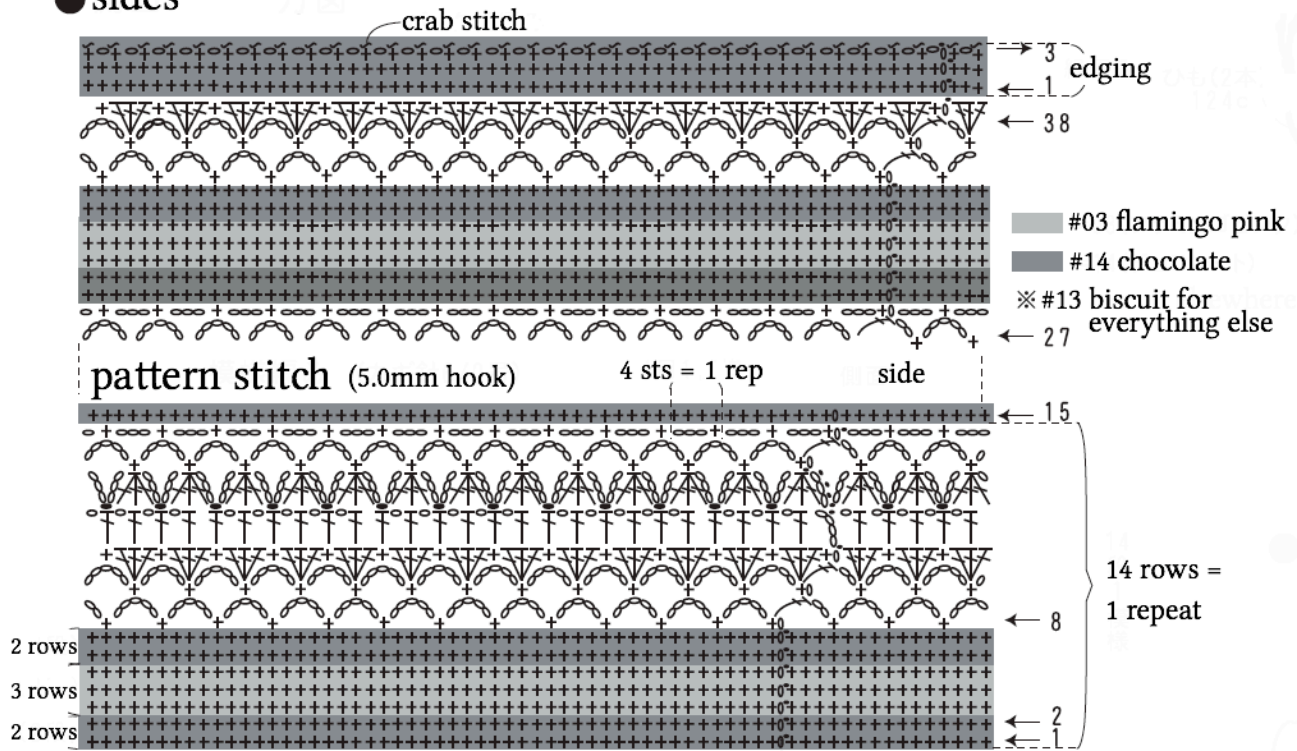
● bag  
(5.0mm hook)



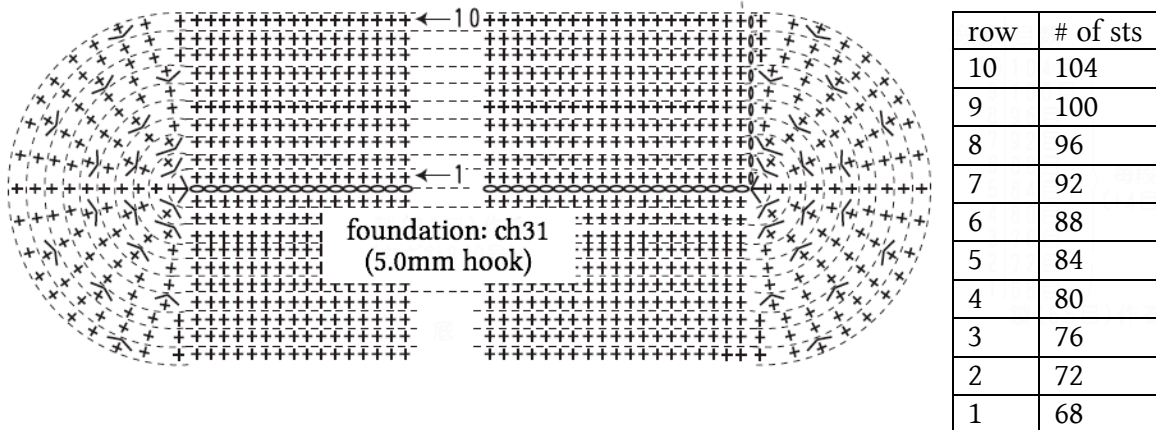
● lining



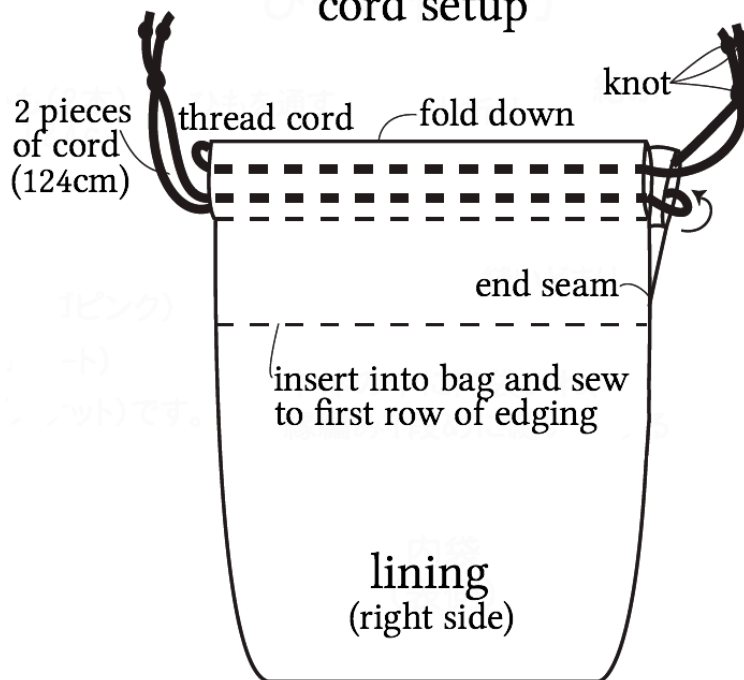
## ● sides



## ● bottom



## cord setup



## ● finishing

