

29-210-25 Hunting Cap

29-210-26 Casquette

© Pierrot Yarns (Gosyo Co., Ltd.). Translation by Linda Lanz.

Materials

- Pierrot Yarns Soft Merino [100% merino wool; 104 yds / 95m per 1.41 oz. / 40g skein];
 - #25 Hunting Cap: color #7 brown; 2 skeins [70g]
 - #26 Casquette: color #6 light beige; 2 skeins [60g]
- 3.00mm (US C or D) and 4.00mm (US G) crochet hooks or sizes necessary to achieve gauge
- tapestry needle

Gauge

- pattern stitch: 22 sts and 10 rows = 10cm/4" square

Finished measurements

- head circumference 48cm/18.9"



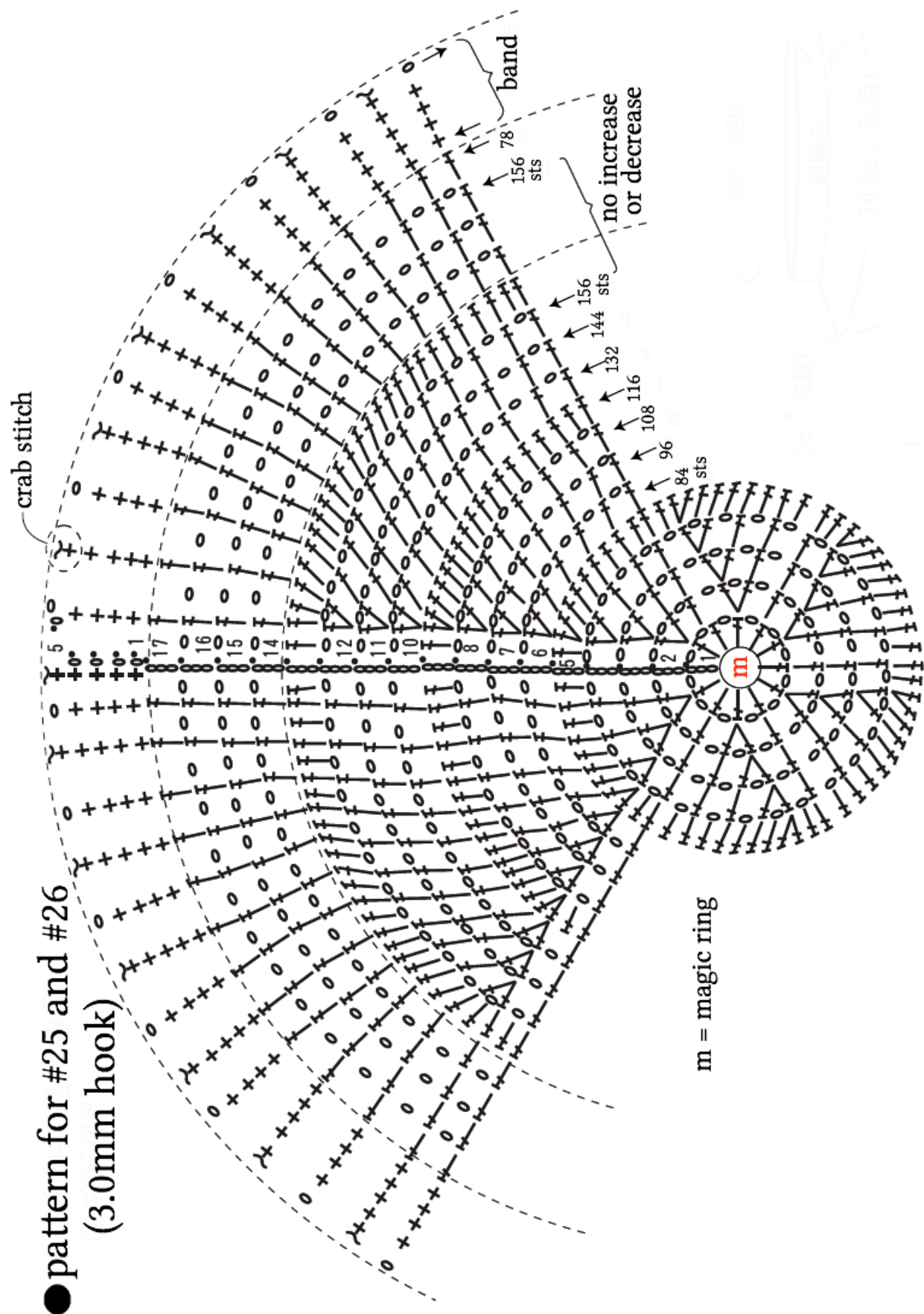
Crochet Tips

Top/crown: Create magic ring, then chain 3 as turning post and work double crochet (US) and chains around the ring. Work 16 rounds according to chart, increasing as indicated. On round 17, decrease to 78 stitches.

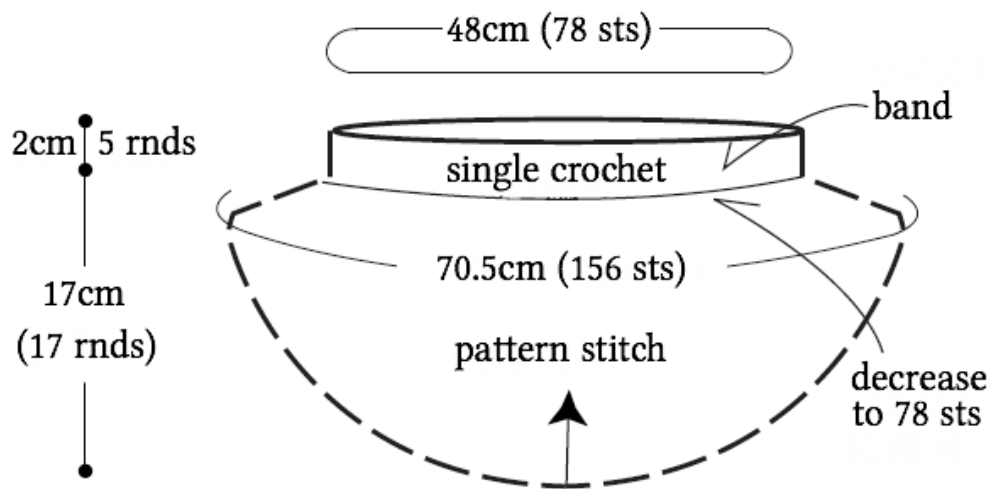
Band: Work 4 rounds of single crochet (US), then one round of crab stitch and chain.

Brim: Work brim according to schematic. For #25 Hunting Cap, work brim with two strands held together. For #26 Casquette, work brim with one strand of yarn.

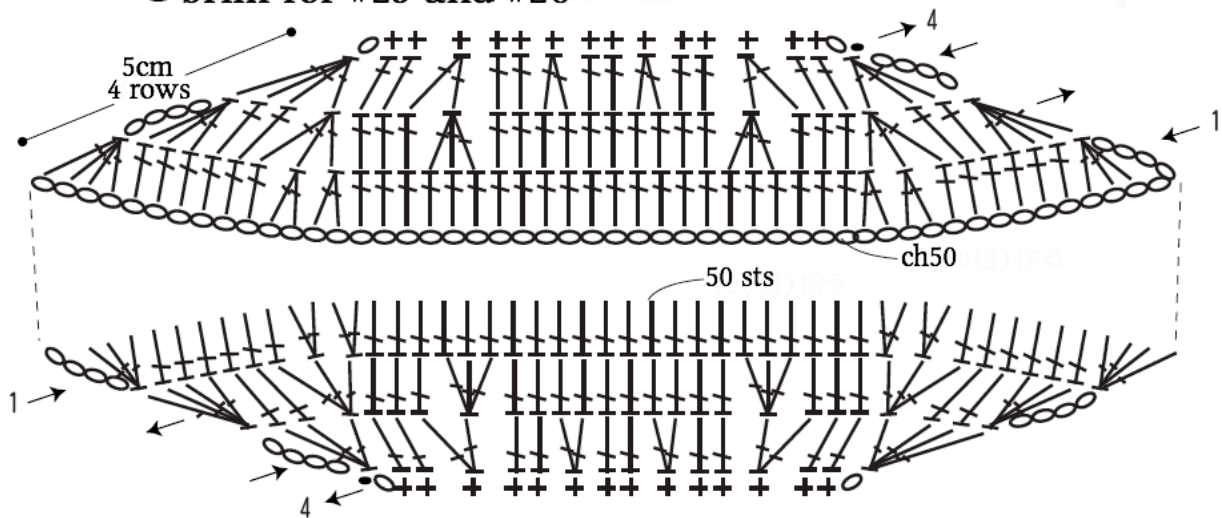
Finishing: Attach brim to band.



● pattern for #25 and #26
(3.0mm hook)

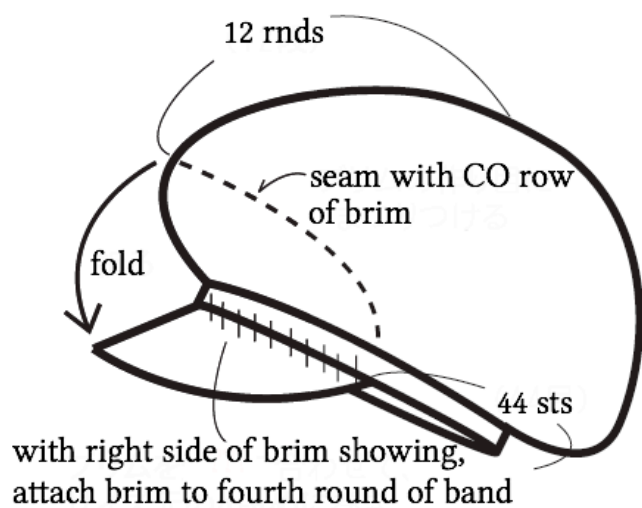


● brim for #25 and #26




- ★ brim begins with chain foundation row, and is then worked in two layers
- #25 Hunting Cap: use 2 strands of yarn and 4.0mm hook
- #26 Casquette: use 1 strand of yarn and 3.0mm hook

★#25 Hunting Cap finishing



はぎでとめる



★#26 Casquette finishing

