

29-210-19 Flared Tunic

© Pierrot Yarns (Gosyo Co., Ltd.). Translation by Linda Lanz.



Materials

- Pierrot Yarns Wash a la Mode [70% acrylic, 30% superwash wool; 139 yds/126m per 1.41 oz / 40g skein]; color #21 rose; 5 skeins [180g]
- 3.9mm knitting needles or size necessary to achieve gauge; US 6 is the closest equivalent

Gauge

Gauge measured in a swatch 10cm/4" square.

- stockinette stitch: 21 st and 26 rows
- pattern stitch B: 25 st and 27 rows

Finished measurements

- bust 80cm/31.5"
- length 65.5cm/25.8"
- back width 28cm/11"

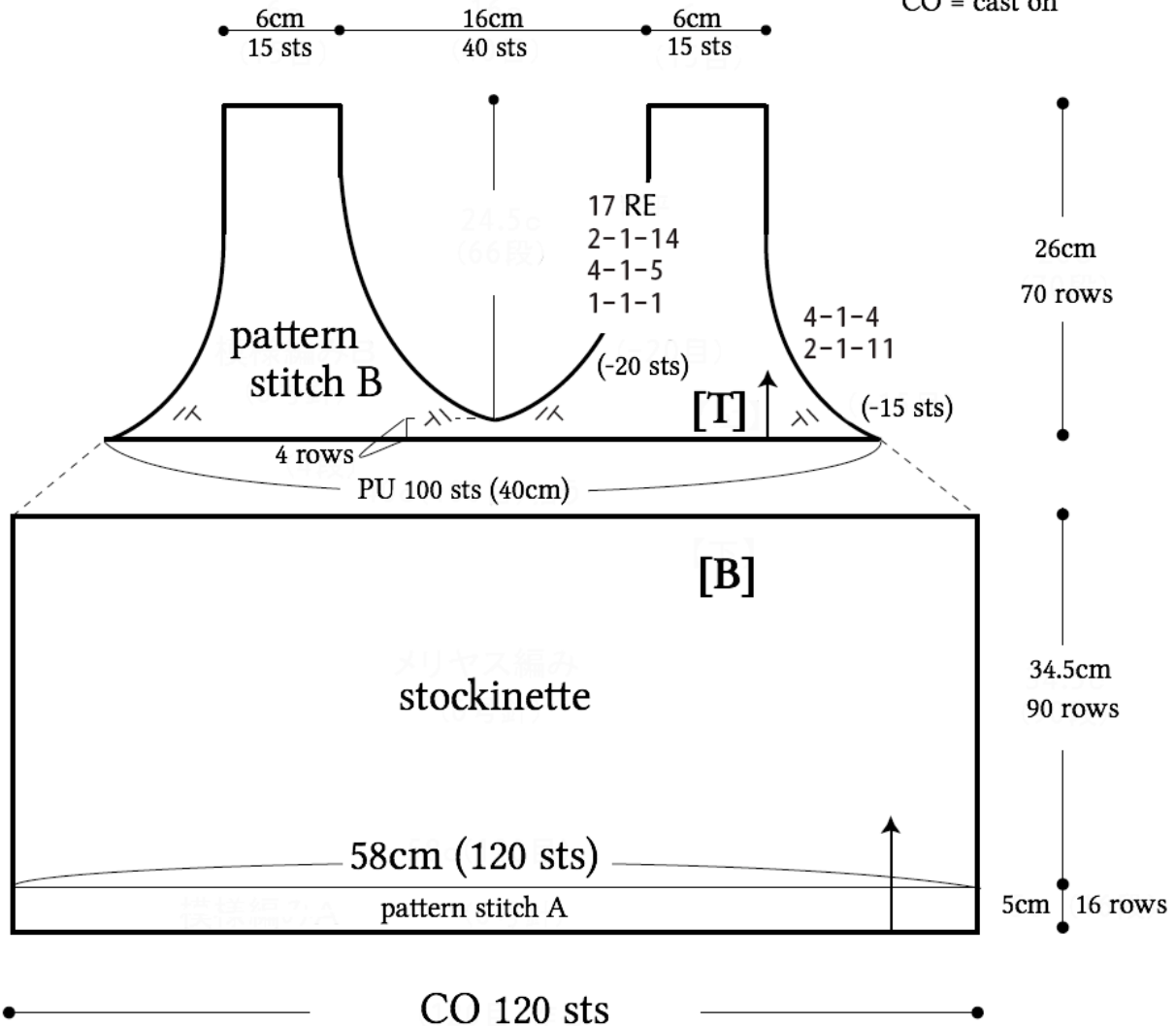
Knitting Tips

Body: Cast on 120 stitches and knit in pattern stitch, then stockinette stitch. From bottom [B], pick up stitches and work top [T] in pattern stitch B. When finished, put stitches on stitch holder. Make two identical pieces (front and back).

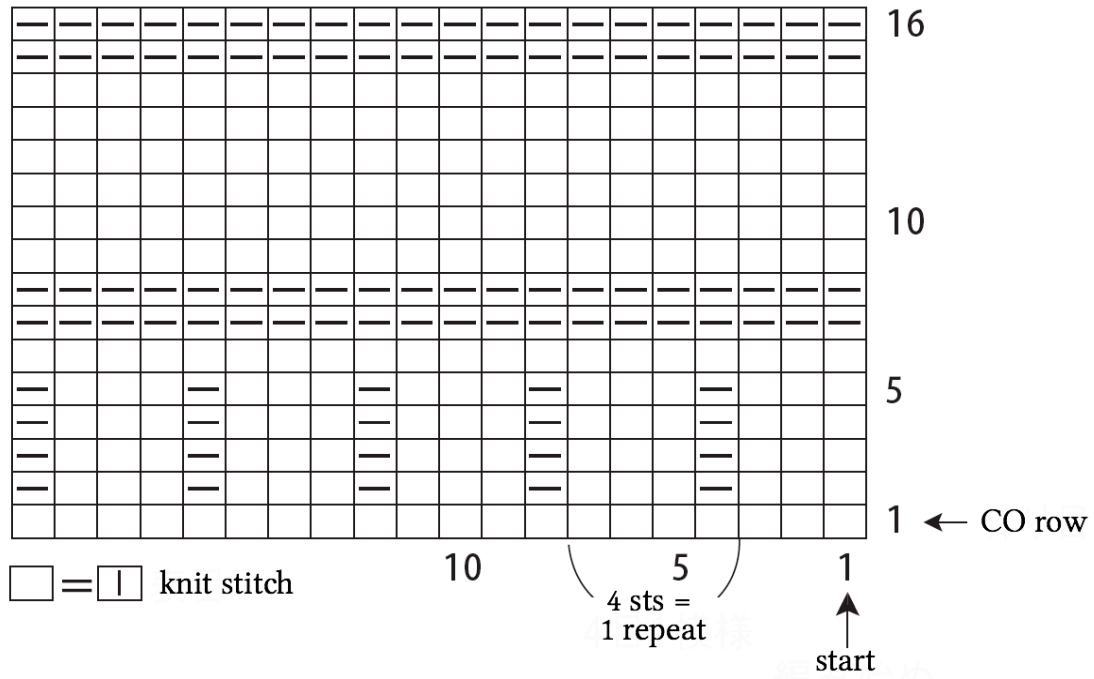
Finishing: Join shoulder seams with slip stitch crochet seam. Seam sides with mattress stitch.

● back, front (make 2)

PU = pick up
RE = rows even
CO = cast on

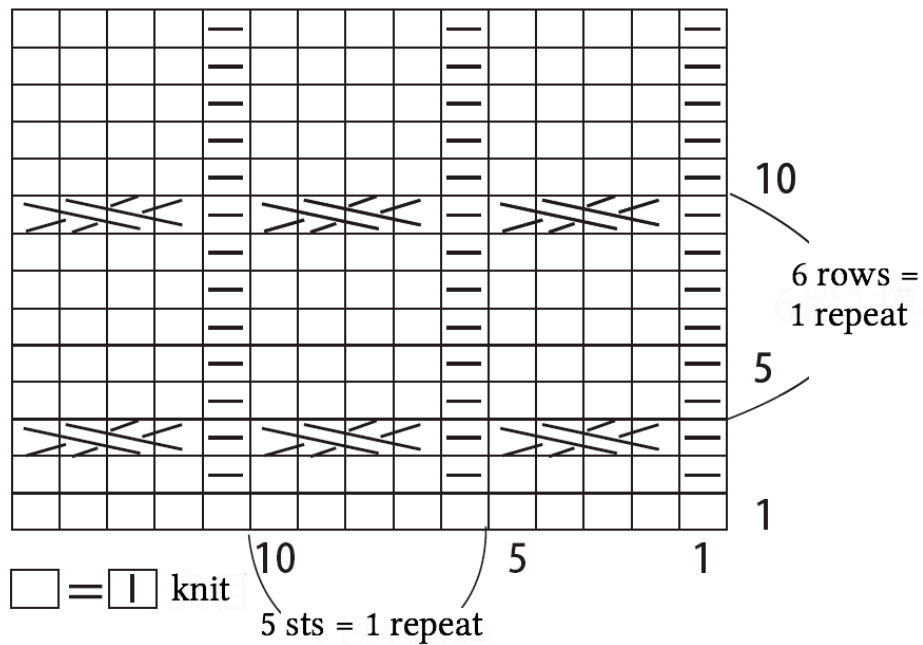


● pattern stitch A



● pattern stitch B

 = C4F



● neckline & armhole decreases

