

26-27-5 Cabled Cardigan

© Pierrot Yarns (Gosyo Co., Ltd.). Translation by Linda Lanz.



Materials

- Pierrot Yarns Soft Merino Bulky [100% merino wool; 44 yds / 40m per 1.41 oz. / 40g skein]; color #2 light beige; 20 skeins [800g]
- 5.1mm, 5.7mm, and 6.6mm knitting needles or size necessary to achieve gauge; US 8, 9, and 10½ are the closest equivalents
- cable needle
- 6 buttons (20mm / approx. ¾")

Gauge

Gauge measured in a swatch 10cm/4" square.

- reverse stockinette stitch: 13 sts and 17 rows
- pattern stitch:
 - 17 rows = 10cm/4"
 - 13 sts = 7cm/2.8"

Finished measurements

- chest 114cm/44.9"
- back width 48cm/18.9"
- length 67cm/26.4"
- sleeves 58cm/22.8"

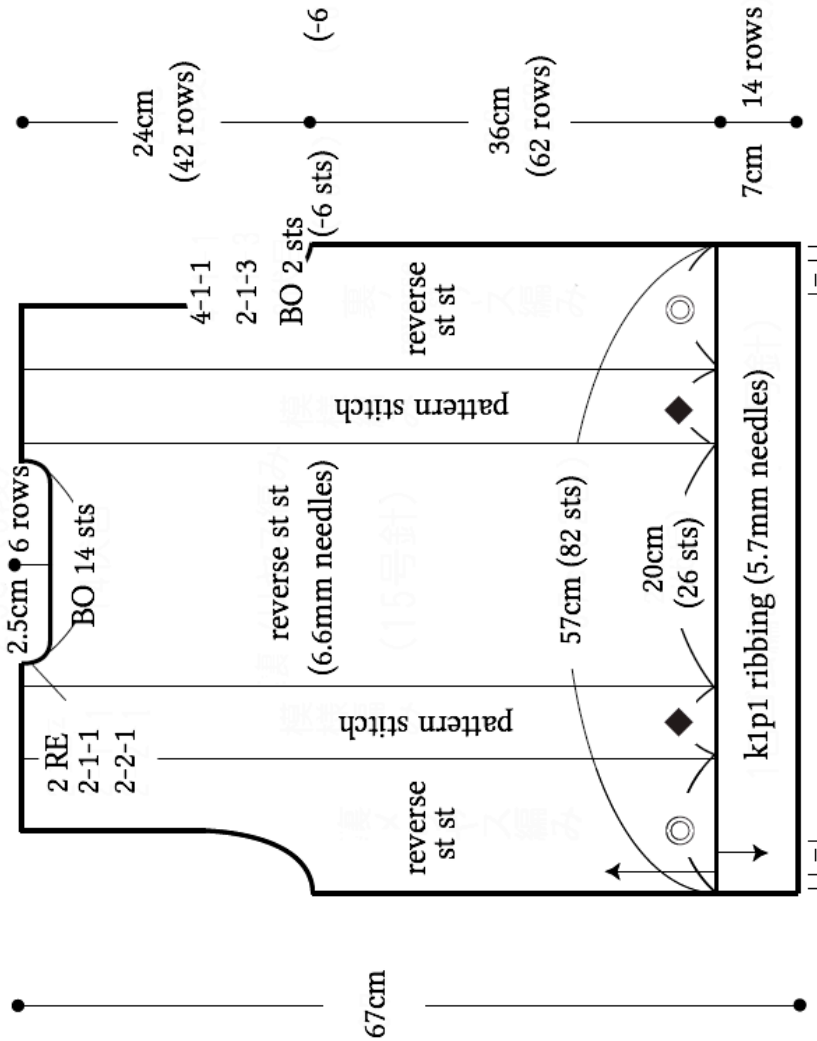
Knitting Tips

Body & Sleeves: Cast on using crochet provisional cast on method. Knit in reverse stockinette stitch and pattern stitch. Bind off and decrease for sleeves and collar as indicated. Knit the sleeves in reverse stockinette stitch following the same general pattern as the body pieces. Pick up stitches around hem and cuffs and working k1p1 ribbing. Bind off ribbing in pattern.

Finishing: Join shoulder seams with three-needle bind-off. Join sides and sleeve seams with mattress stitch. Pick up stitches from collar and work k1p1 ribbing, then bind off stitches as for hem. Work k1p1 ribbing along front for buttonband, working buttonholes along left front. Bind off all stitches as for hem. Join sleeves to body using slip stitch.

● back

16cm 25 sts 16cm 20 sts 16cm 25 sts

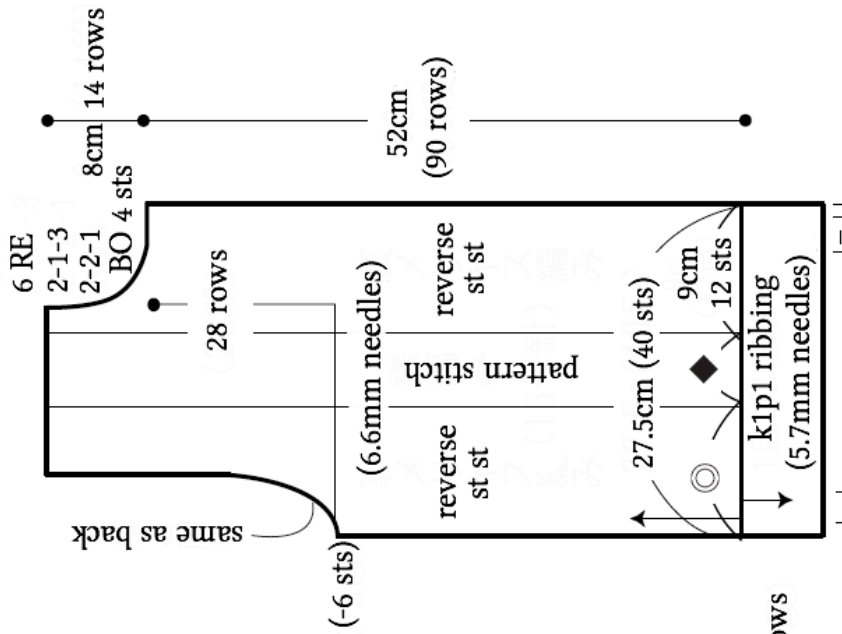


PU 82 sts

RE = rows even
PU = pick up
BO = bind off

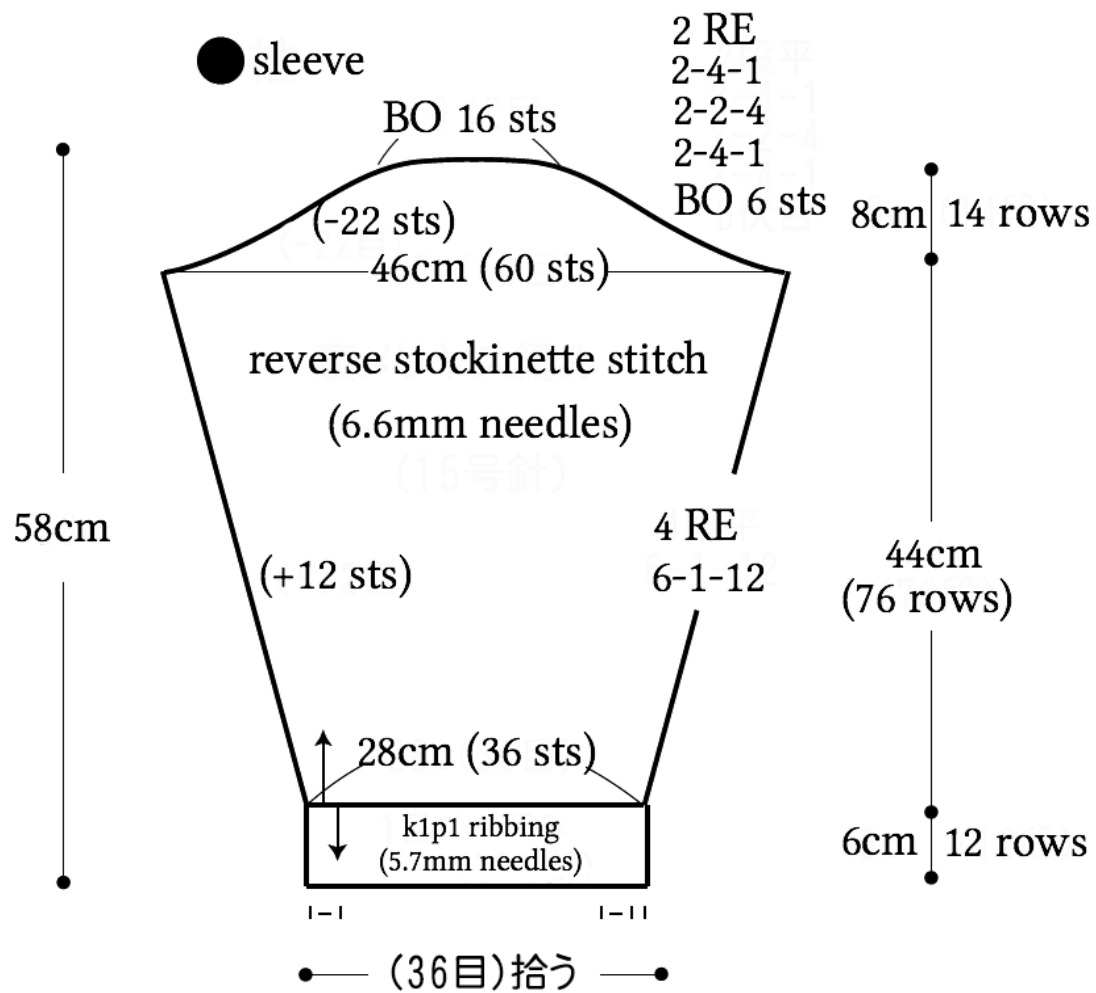
● front

16cm 25 sts 7cm 9 sts



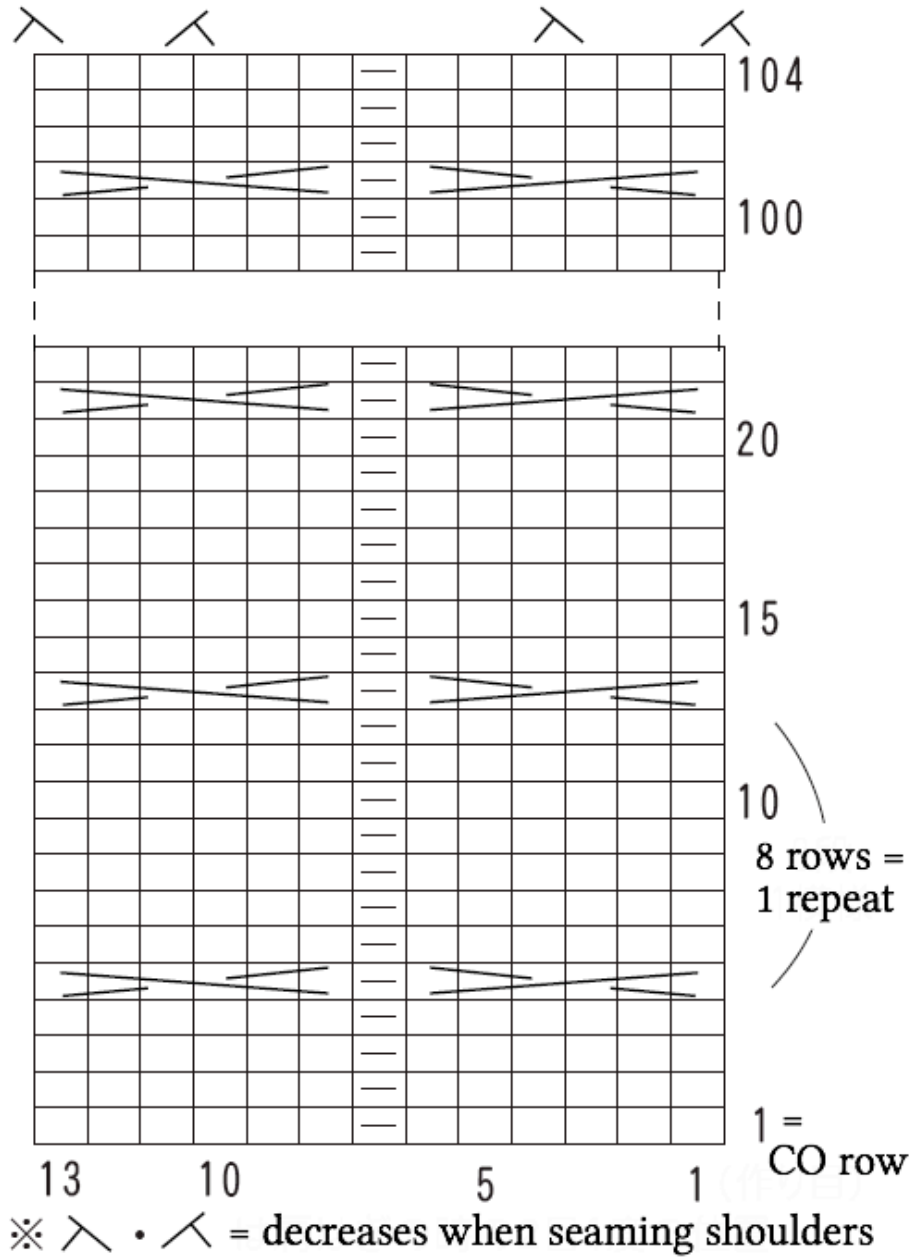
PU 40 sts

7cm = (13 sts) 11.5cm = (15 sts)



● pattern stitch

□ = □ | knit stitch



C6F



C6B

