

29-210-10 Cardigan

© Pierrot Yarns (Gosyo Co., Ltd.). Translation by Linda Lanz.



Materials

- Pierrot Yarns Soft Merino Fingering [100% merino wool; 183yds/167m per 1.41 oz. / 40g skein]; color #18 black, 5 skeins [200g]
- Pierrot Yarns Cutie Mohair [28% kid mohair, 28% acrylic, 15% superwash wool, 30% nylon; 310yds/283m per 0.88 oz. / 25g skein]; color #31 black, 6 skeins [140g]
- 3.9mm and 4.5mm knitting needles (US 6 and 7 are the closest equivalents) or size necessary to achieve gauge
- 3.0mm and 5.0mm crochet hooks (US D and H are the closest equivalents) or size necessary to achieve gauge

Gauge

- in 10cm/4" square with larger needles, 19 st and 26 rows in stockinette stitch

Finished measurements

- bust 90cm/35.4"
- back width 40cm/15.7"
- back length 55.5cm/21.9"
- sleeve length 53cm/20.9"

Knitting Tips

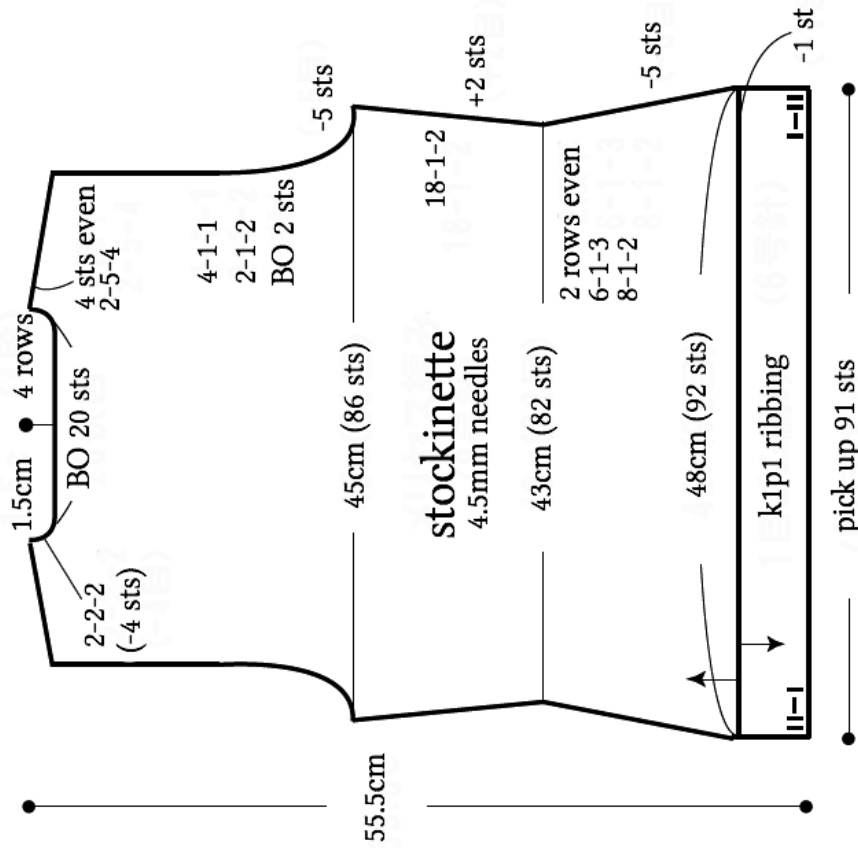
Body and Sleeves: Use crochet provisional cast on, work stockinette according to chart. When decreasing on sides, armholes, neckline, and sleeves, work fully fashioned decreases 2 stitches in from edge. Increases should be twisted increases worked on right side. (Note that shoulder shaping is done with short rows.) At cuffs and hem, pick up stitches from provisional cast on edge and work k1p1 ribbing. Bind off in pattern.

Finishing: Graft shoulder seams. Join sides and sleeve seams using mattress stitch. Work 3 rows of single crochet around front edges and neckline, noting special chart for corners. Crochet flower motifs A and B and also leaf motif cord. Center motif A on top of motif B and sew both to right front edge of cardigan as shown in schematic. Secure leaf cord to left front edge.

※ Unless otherwise instructed, work entire garment with 3 strands of yarn held together (1 strand of Soft Merino and 2 strands of Cutie Mohair).

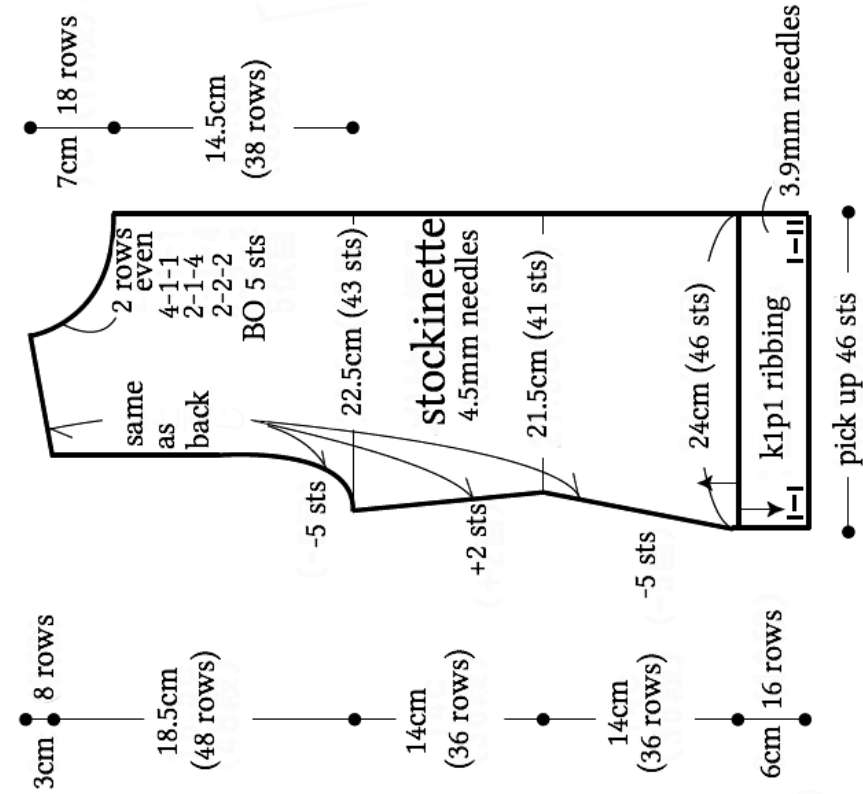
● back

12.5cm 24 sts
15cm 28 sts
12.5cm 24 sts

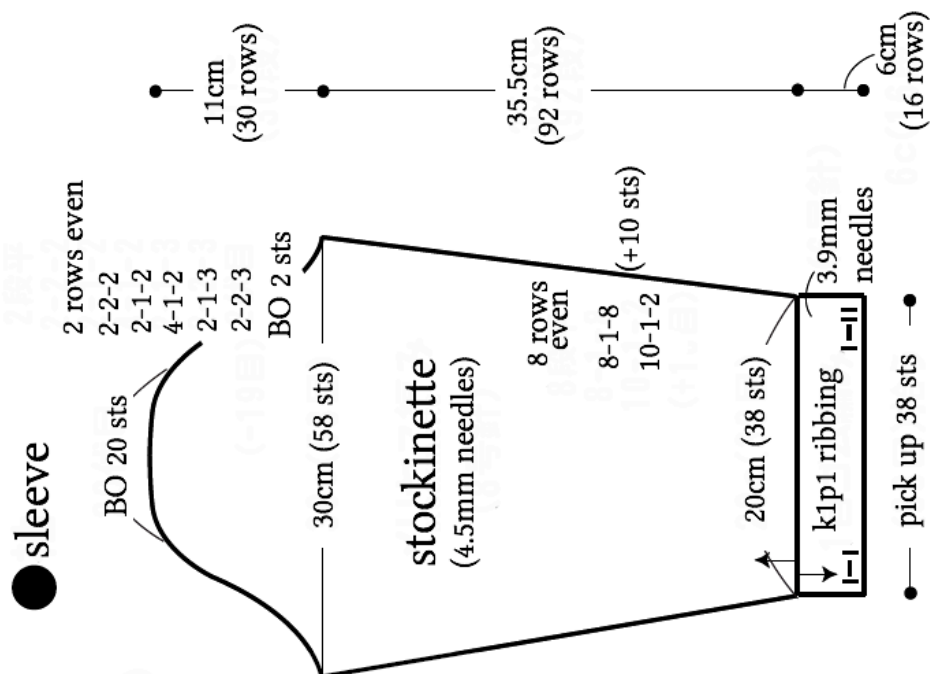
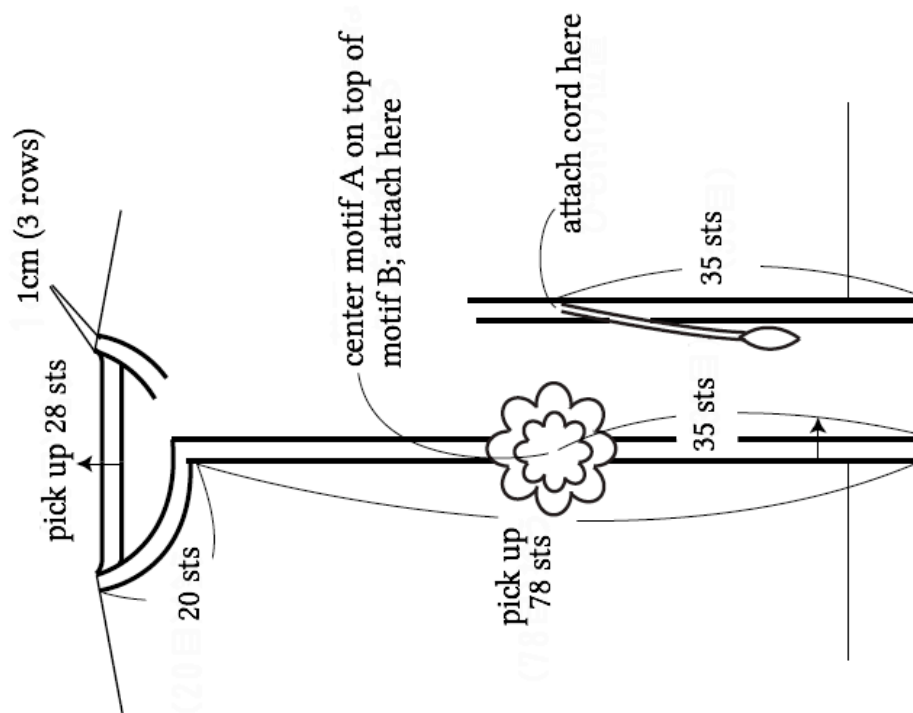


● front

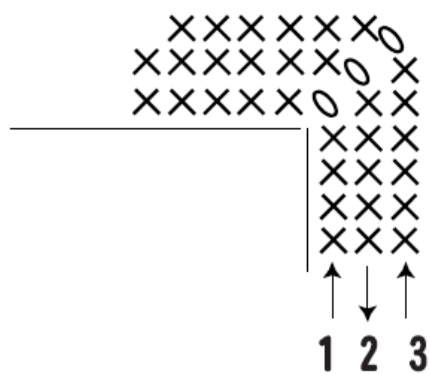
12.5cm 24 sts
7.5cm 14 sts



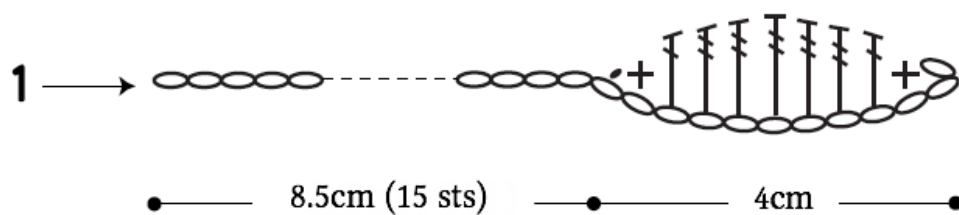
● collar, front edging (5.0mm hook)



● corner of edging
(3.0mm hook)

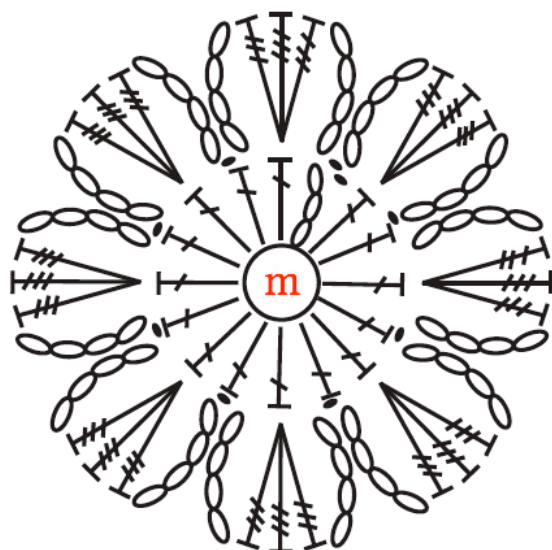


● leaf motif cord
(3.0mm hook)

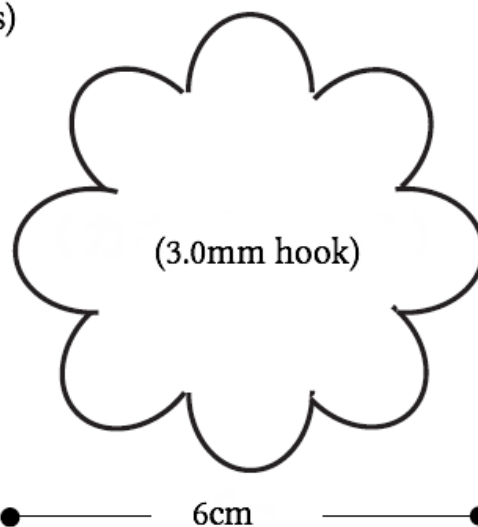


● flower motif

m = magic ring

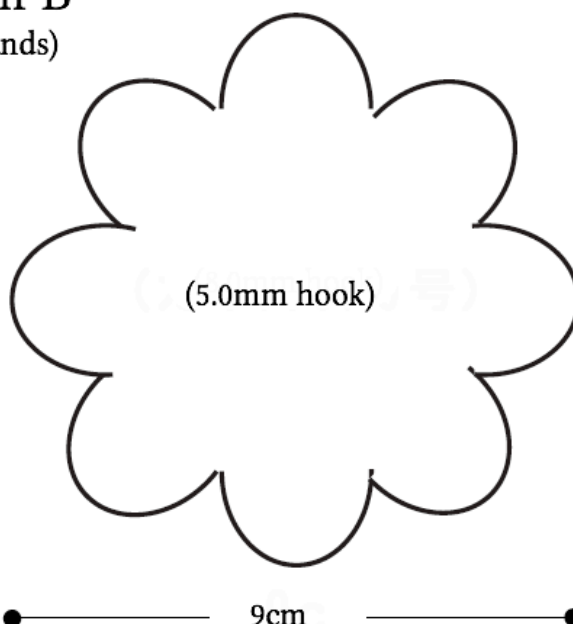


motif A
(3 strands)



1 strand Soft Merino Fingering
2 strands Cutie Mohair

motif B
(4 strands)



2 strands Soft Merino Fingering
2 strands Cutie Mohair